

TransferRoom

# Window Report

Winter 2023

May, 2023 | 4th Edition



## Table of contents

---

<a href="#"><u>Words from our CEO</u></a>	3
<a href="#"><u>TransferRoom highlights</u></a>	4
<a href="#"><u>Global window summary</u></a>	9
<a href="#"><u>Analysis: Are World Cup signings overpriced?</u></a>	16
<a href="#"><u>League summaries</u></a>	20
<a href="#"><u>Methodology</u></a>	60

# TransferRoom

Since its launch in 2017, TransferRoom has helped facilitated more than 3,000 transfers of professional football players. More than 650 clubs from 60+ countries and 100+ leagues are currently using the platform.

TransferRoom's online marketplace informs club decision-makers which players are available and what other clubs are looking for, and enables them to communicate directly through a secure messaging system. Clubs can also pitch their players to other clubs, or discuss potential transfers at the in-person Summits and virtual Deal Days hosted each year.

Since 2021, the platform has also welcomed Trusted Agents - verified by their own players - to help build trust between agents and clubs, as well as helping both parties open up for new markets.

### Our Mission

We empower our customers to be successful in football's transfer market by giving them **real-time** market intelligence and **direct access** to a global network of **decision makers**.



# Words from our CEO

The year 2022 brought a new first in international football in the form of a winter FIFA World Cup. This also impacted the January transfer window, where one deal especially characterised the window; Enzo Fernández's move from Benfica to Chelsea. The deal set a new British transfer record, but also helped the Premier League reach new record-breaking heights.

The English Premier League was responsible for 51% of all transfer spend in the January window. The eight highest spending clubs were all from the EPL, with Chelsea alone spending more money than all of the clubs in the top leagues in France, Germany, Italy and Spain... combined. In the French Ligue 1, the Italian Serie A and the Portuguese Primeira Liga, the income from selling players to the EPL superseded the total spend of all clubs in the league. In fact, the total spend of EPL clubs on transfers in the 2022/2023 season would be enough to buy 83% of the French Ligue 1, based on the combined Expected Transfer Value (xTV) of all the league's players. It has long been known that the EPL - financially - is in a league of its own, but this window seems to suggest they might be playing a different sport altogether.

Returning to Enzo Fernández, the deal also helped Benfica become one of the winners of this window. Along with clubs like Shakhtar Donetsk and Atletico de Madrid, Benfica managed to secure high net gains in this window - through bargains and efficient negotiating. The Portuguese Primeira Liga also took the top spot this window as the most international league - both as a seller and a buyer - with 83% and 87% of all deals involving players moving across borders, respectively.

In the recently concluded World Cup, Enzo Fernández also played a leading role. Along with Cody Gakpo, he became another name in the long list of top players sold on the back of an excellent showing on the world's biggest stage. Ahead of the World Cup, we conducted an analysis to test the myth that players signed after a strong international tournament display are overpriced. I will leave it to you to read our conclusion, but the two players' performances over the coming months are likely to only provide more fuel to the discussion.

In a broader perspective, we have seen three key trends characterising the global transfer market in recent years, namely:

- The market seems to have fully recovered post-pandemic - though with the English Premier League as the driving force
- The loan market does not seem to have lost steam, despite the new FIFA regulations implemented in 2022 - at least not yet
- Free transfers continue to dominate the market in terms of numbers

You can read more about this as well as some league-specific findings later in this report.

For the users of TransferRoom this has been a very active window. Clubs and agents have - with the support of TransferRoom - achieved 200+ deals, spanning 40 countries in 5 continents. This brings the total tally of deals powered by TransferRoom to more than 3,000. This January we also hosted our 11th Virtual Deal Day, where 280+ clubs attended - resulting in more than 1,800 one-to-one meetings to discuss transfers.

Looking ahead, we have an exciting year ahead of us at TransferRoom, where we intend to expand our presence and network in both new and existing markets. In March we will host our next TransferRoom Summit in London - fittingly, off the back of January's transfer activity - at Stamford Bridge, which looks to be another record-breaking event. We also have some exciting launches in the pipeline, as we continue on our mission to empower our customers to be successful in the transfer market. More to come on this...

Sincerely,

Jonas Ankersen  
CEO & Founder of TransferRoom

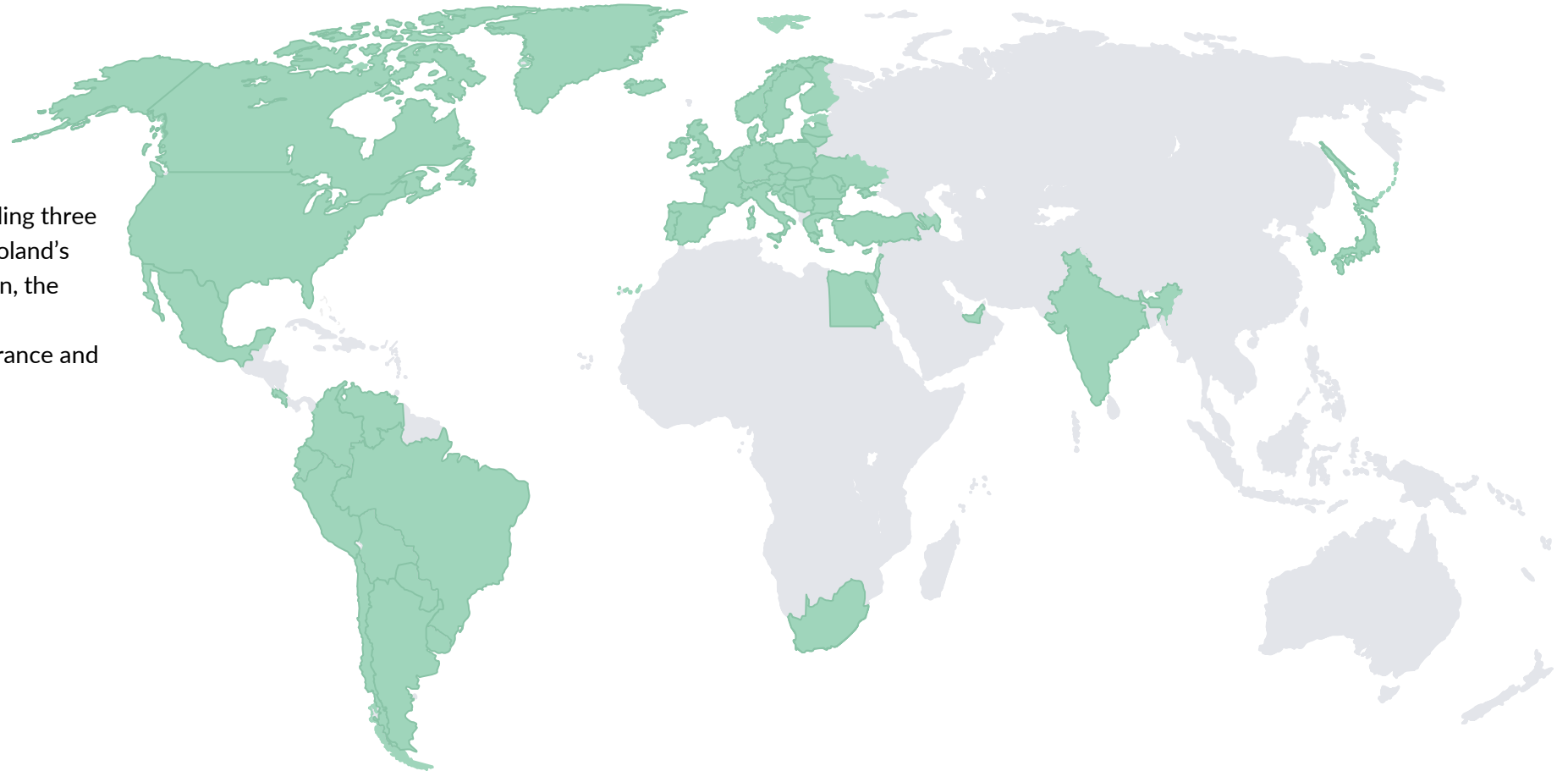




# TransferRoom highlights | A constantly growing network of clubs and agents

Since its launch, TransferRoom has continued to see its network expand each year – adding more clubs and agents to increase the number of opportunities available to the users.

With over 100 new clubs joining the TransferRoom network in 2022, including three league deals with Germany's 3. Liga, Poland's Ekstraklasa and Chile's Primera División, the network is now truly global. 2022 also saw a big uptake in Spain, France and across South America.



 **+650** clubs

 **+60** countries

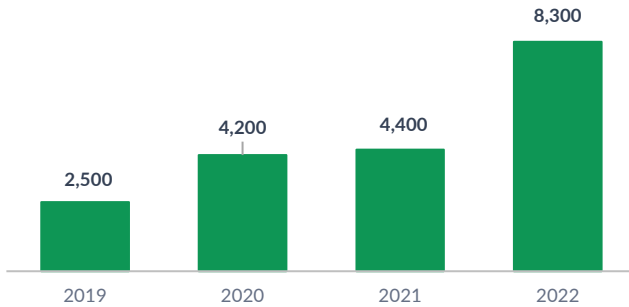
 **+100** leagues

 **+200** Trusted Agents



# TransferRoom highlights | Empowering users to make 3,000+ deals since 2017

## # of meetings facilitated by TransferRoom



## Deal Days & Summits

Since 2017 TransferRoom has hosted 20+ Deal Days and Summits. 800+ clubs have participated in a total of 22,500 one-to-one meetings, hosted in locations like Barcelona, Orlando and Berlin. This winter's Virtual Deal Day was more global than ever with the average meeting distance being 2,790km. TransferRoom's next Summit is taking place in London in March 2023.

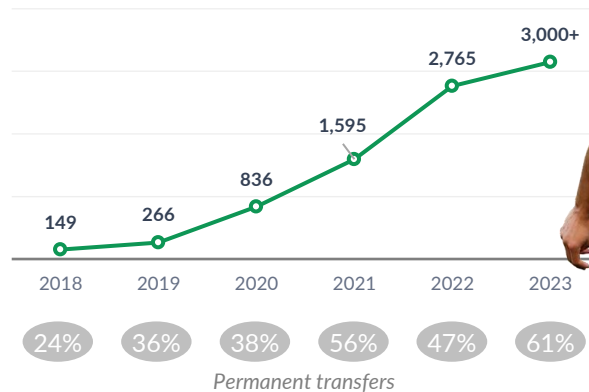
Click [here](#) for more details.



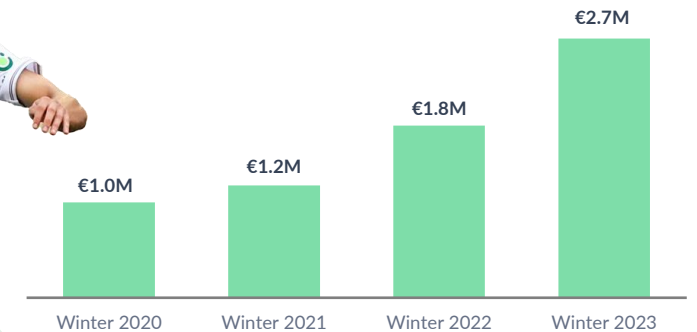
## Deals powered by TransferRoom

As we entered the closing stages of the 2023 winter window, a key milestone was hit with 3,000 deals powered by TransferRoom. This window has also seen a higher volume of high value deals, with the average fee for paid transfers powered by TransferRoom reaching an all time high of €2.7M. While the average deal value increased, the share of permanent transfers (vs. loans) also increased ending up at 61% of all TransferRoom-powered deals (up from 24% in 2018). For all these deals the average distance between buying and selling clubs was over 1,000km with big distance deals like Stipe Biuk from HNK Hajduk Split to Los Angeles FC and Mateo Klimowicz from VfB Stuttgart to Atlético de San Luis leading the way.

## # of deals powered by TransferRoom



## Avg. fee of transfers powered by TransferRoom





# TransferRoom highlights | More prominent, big deals powered by TransferRoom



Carlos Alcaraz

Permanent

Declare Interest

€14M



Sergi Canós

Loan

Declare Interest



Evander

Permanent

Pitch

€10M



Mateo Klimowicz

Loan

Declare Interest



Antoine Semenyo

Permanent

Super Pitch

€10M

...and many more



# TransferRoom highlights | This window saw high demand for forwards



## Supply & Demand

On TransferRoom clubs from around the world share their transfer requirements in terms of position, salary expectation, deal type etc. This allows other clubs and agents to pitch players which they believe match these criteria. All this activity also provides unique insights into the demand and supply dynamics of the transfer market at any given point in time. Here are a few highlights from the 2023 winter window.

- 60% more demand for forwards than any other position
- Wingers and centre backs were the positions of players most commonly pitched
- Clubs were prepared to pay 73% more in transfer fees for attacking players compared to defensive players
- Players with an Expected Transfer Value (xTV) of ~€1.5M were most likely to have interest declared in them
- The avg. age of a player receiving interest was 23.6 years - goalkeepers were the oldest (24.6) and full backs the youngest (23.0)

**>1** More demand than supply

**<1** More supply than demand





# TransferRoom highlights | Winter 2023 was the most global window to date

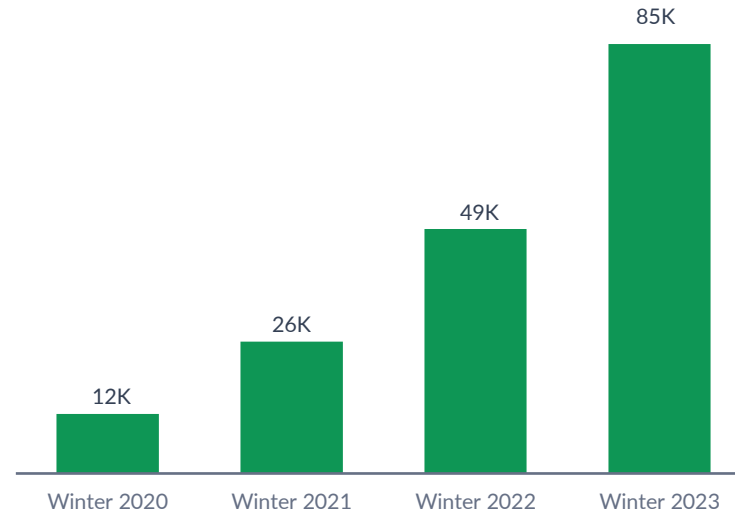


## Global Connections

This winter window was a record high when it came to activity on the TransferRoom platform with over 85,000 club-to-club interactions taking place. This was a 75% increase from year-on-year. Pitches, direct messaging and interests declared all increased, and this window saw more than 3,200 players pitched via the platform. This is a 48% year-on-year increase from winter 2022.

Another milestone this window was the global expansion where TransferRoom played a big role in enabling a more global strategy when it comes to recruitment and outplacement. Winter 2022 saw an average connection distance of 2,580km and in the winter 2023 it increased to 3,060km meaning connections expanded by 19%.

# of club-to-club interactions made via TransferRoom



Clubs on TransferRoom 'travelled'...

# 9x AROUND THE WORLD

...with the interactions they made in the 2023 winter window, on average



# 84%

of interactions were across borders

# 19%

increase in avg. distance compared to last year



# Window summary | The global transfer market is back to pre-pandemic levels



Total spend in winter 2023  
**€1.77BN** ▲ +21%  
from 2022



Number of transfers  
**17,456** ▼ -14%  
from 2022



% of paid transfers  
**3.8%** 3.6%  
in 2022



Average paid transfer fee  
**€2.7M** ▲ 34%  
from 2022

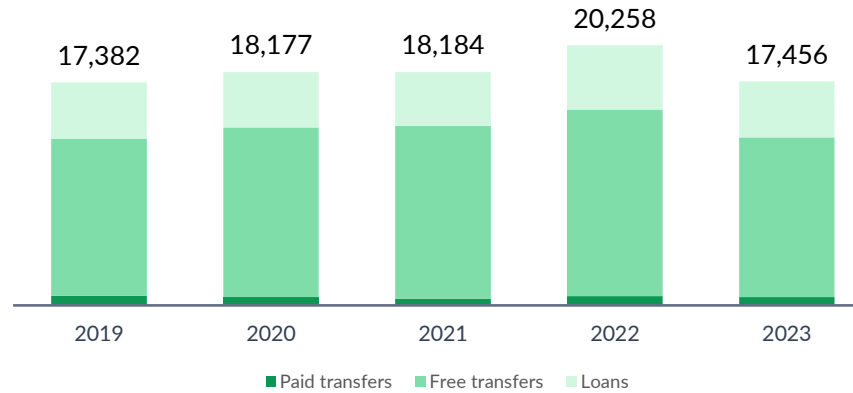


% of free transfers  
**71%** 72%  
in 2022

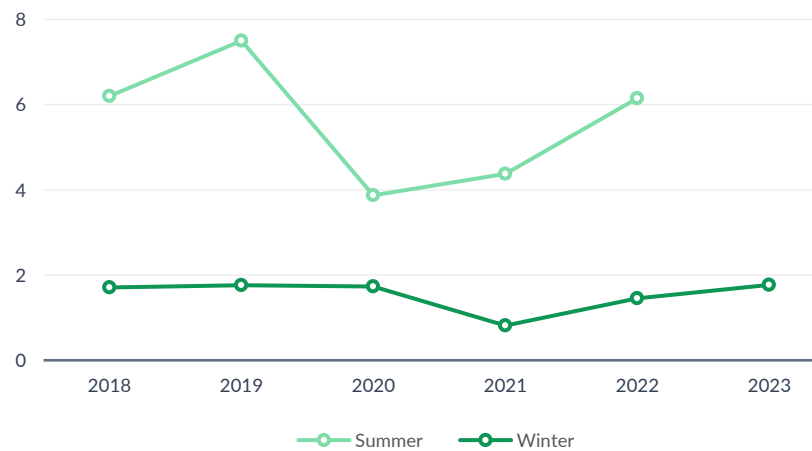


% of loans  
**25%** 25%  
in 2022

### # of total transfers in winter window



### Total spend by window (€BN)

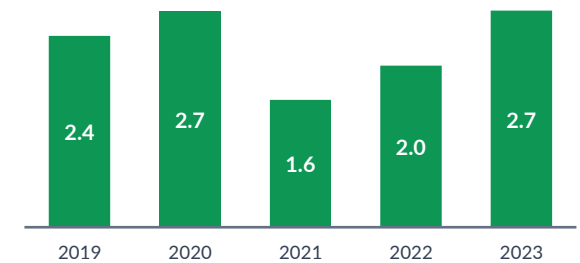


Activity in this window decreased with the total number of transfers dropping by 14% compared to 2022 - with a 9% drop in the number of paid transfers.

In terms of spend, the winter window achieved what the summer had not, with total spend rebounding to pre-pandemic levels, up 21% from winter 2022 and 116% from 2021.

This was despite a fall in the number of paid transfers, but rather due to an increase in average spend per fee by 34% - driven by high value acquisitions in the English Premier League (EPL). 18 of the top 20 purchases were by clubs in the EPL, and 5 of the top 8 were signings by Chelsea.

### Avg. fee in winter windows (€M)

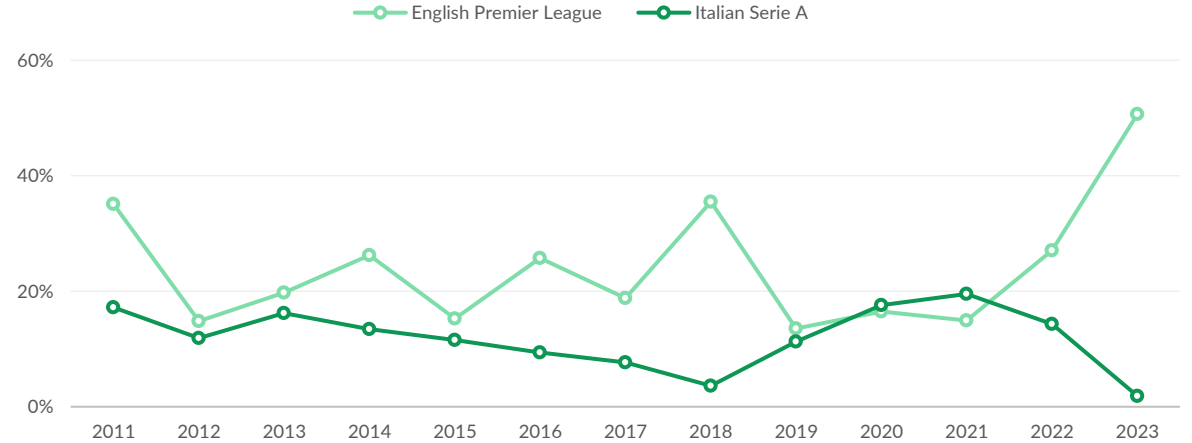




# Window summary | Premier League breaking records with 51% of global spend



Share of global winter window spend



Overall spend in the EPL grew by over €450m year-on-year and Premier League clubs accounted for over half of total spend in the winter window, 51% to be more exact; easily a record for share of global spend from a single league in the winter window. It was a significant jump from the ~15% the league contributed in 2019-2021.

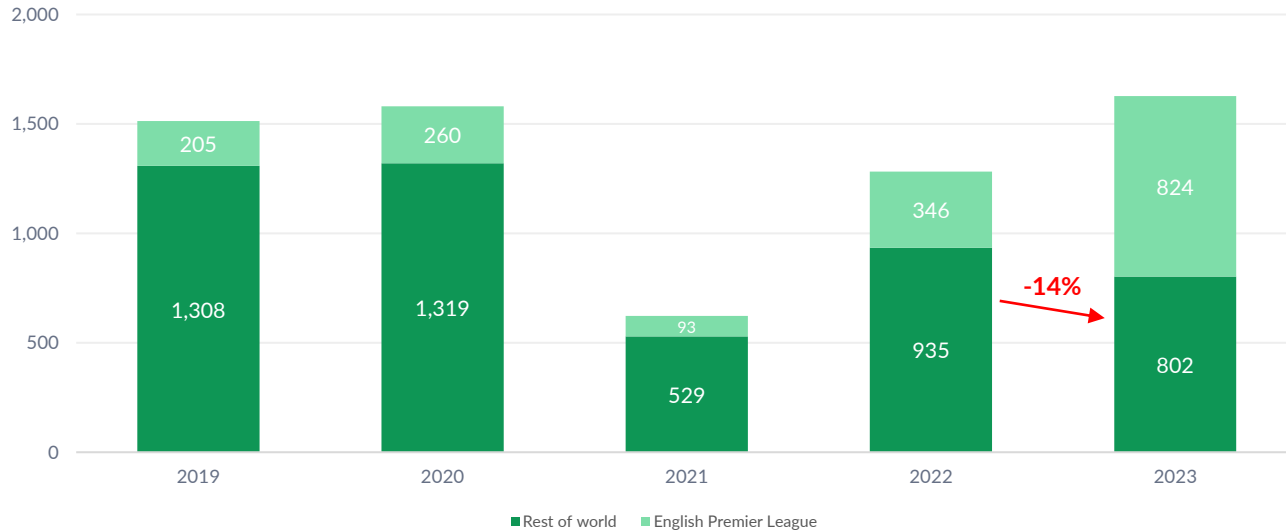
Over a quarter of global spend came from just 3 clubs, and the top 8 clubs in terms of spending are all from the EPL. Conversely, spending by Serie A clubs – previously the highest spenders back in 2021 - fell 83% year-on-year.

The French Ligue 1 came second with +€39m while the Brazilian Serie A was the 3<sup>rd</sup> highest spending competition with +€56m - its highest ever rank in a winter window, almost doubling its market share to 5.9%. This offset lower spend in Spain's La Liga (-€50m) and Italy's Serie A (-€160m), a direct result of much lower spending by FC Barcelona and Juventus.



# Window summary | Premier League fueling the spend of other leagues

### Total spend in winter windows (€M)



Whilst the winter transfer market grew year-on-year, this was entirely driven by the large rise in spending by English clubs. Outside of the Premier League, total spending actually fell by 14% vs. 2022.

In certain countries, the income from selling players to the Premier League actually superseded the total spend on transfer by all clubs in the league. This goes for the top leagues in both France, Portugal and Italy.

In total, while the rest of the world spent €802M on transfers, they also received €632M from the Premier League – or almost 80% of their total spend. In other words, the spend in many of these markets seems to be financed with player sales to the EPL.

### Spend and income from EPL

	Total spend (€M)	Income from EPL (€M)	EPL funded
Ligue 1 – France	127	132	103%
Serie A – Brazil	96	51	53%
Bundesliga – Germany	67	41	61%
Liga MX – Mexico	60	-	-
MLS – USA	53	17	31%
Superliga - Argentina	35	31	88%
Primeira Liga – Portugal	33	126	378%
La Liga – Spain	31	27	86%
Serie A – Italy	31	35	115%
<b>Rest of world - total</b>	<b>802</b>	<b>632</b>	



# Window summary | What could you have got for the EPL's 2022/2023 spend?



**64%**  
of the German Bundesliga



**83%**  
of the French Ligue 1



**2x**  
the Brazilian Série A



**2.6x**  
the MLS

In the past two windows (summer 2022 and winter 2023) the clubs of the English Premier League have spent a combined €3bn on transfers. Using TransferRoom's Expected Transfer Value (xTV) metric, this is equivalent to e.g. 64% of the total value of all players in the German Bundesliga.

Given the financial strength of the Premier League, they do however also incur a 'tax' on all transfers they make, as sellers are well aware of their burgeoning bank accounts. Based on xTV, this tax is 14% - or in other words, EPL clubs typically pay 14% more for a player than their fair market value would suggest.

**14%** 'tax' on Premier League signings



# Window summary | Portugal the most international market with +80% deals











The Portuguese Primeira Liga is the most international in its transfer dealings – with 86% of sales and 87% of purchases involving players moving across borders. It serves as a popular entry point to European football for players from Brazilian clubs, with 11 such transfers occurring in this winter window. Portuguese clubs were also successful in selling players to other European top divisions (Spain 3, Germany 3, England 2, France 2), although the top recipient was again Brazil.

On the next page, the transfer flows between key markets have been mapped out for this year’s winter window. The data shows that intra-South American transfers are a frequent occurrence, with the most common international transfer path globally being players moving from Argentina to Chile (20 in 2023). Despite this, South American leagues still rank fairly low in international transfer percentages, due to high levels of domestic player movements.











The joint most common European transfer paths were 9 players moving from France to Germany, and from Denmark to Sweden. In general, Germany were frequent trade partners with several of their neighbouring countries, with 3+ deals to or from Belgium, Denmark, France, Italy and the Netherlands.

The MLS also shows an interesting pattern, having completed deals with most key markets in both Europe and South America – including 8 players moving to Brazil and recruiting 9 players from England.

## Top 10 international sellers

Country	Intl. selling
 Portugal	86%
 Belgium	84%
 Denmark	80%
 Germany	78%
 England	77%
 France	75%
 Spain	69%
 Sweden	63%
 Norway	61%
 Netherlands	58%

## Top 10 international buyers

Country	Intl. buying
 Portugal	87%
 England	78%
 Belgium	74%
 Germany	72%
 Denmark	71%
 Spain	70%
 Netherlands	67%
 Poland	62%
 France	61%
 Norway	59%



# Window summary | Transfer flows between key markets globally

		Moving to...																	Intl. selling	Intl. buying						
		UEFA										CONMEBOL			Concacaf		R.O.W.									
		Belgium	Denmark	England	France	Germany	Italy	Netherlands	Norway	Poland	Portugal	Spain	Sweden	Switzerland	Turkey	Other	Argentina	Brazil	Chile	Colombia	Other	Mexico	Canada	USA		
Moving from...	UEFA	Belgium	1	1	3	6	1	3		1	2	2	3		1	10	1						7	6	84%	74%
	Denmark	2		1			1	3	7		2		9			6							4	6	80%	71%
	England		1		5	1	1	2	1		2	3		1		12	2	3				1	9	2	77%	78%
	France	4	1	7		9	1	3	2		3	4	1	1	2	4		4					1	6	75%	61%
	Germany	3	4	4	4		5	2	1			1		1		8	1	2				1	3	2	78%	72%
	Italy		1	5	3			2		1	2	3	1	1	4	16		2		1	1		2	1	53%	38%
	Netherlands	1	1	2	1	2	2		2			1	2		2	3		1			1		2		58%	67%
	Norway	2	1	1	2		1	4		1	1		7	1		12							2	3	61%	59%
	Poland	2			1		1								1	12								4	54%	62%
	Portugal		1	2	2	3						3			3	12	1	6		1				10	86%	87%
	Spain			5		1		3			2				5	3	1	2			1	1	1	4	69%	70%
	Sweden		3	1				1	5	1	1			2	1	21							5	11	63%	55%
	Switzerland			1	1		1						2			4							1	1	52%	52%
	Turkey				1	1		2	1		2		3			10		6					1	6	49%	51%
	Other	10	7	9	2	5	6	5	9	20	1	4	6	2	11		3	21	2			1	18	146		
CONMEBOL	Argentina			3						1	1				8		7	20	7	33	16	7	5	47%	41%	
Brazil		1	5	1		1		1		11	2				19	5		1	2	16	1	10	11	50%	50%	
Chile				1							1					11	2		1	6	1		2	31%	41%	
Colombia										2	1				2	10	2	2		23		6	8	38%	27%	
Other						1				3				1		26	12	5	18		3	6	12			
CONCACAF	Mexico					2				1	3			1		13	1	7	1	18		2	2	52%	41%	
Canada			2	1	3	1	3	4	3	2	2	3	1	1	12	6	8	2	1	5	9		8			
USA																										
R.O.W.	1	2	2				2	2	2	9			1	3	100	2	6		1	18		9				

Updated by 5 May 2023. Top division in each market only.

8+ deals   4-7 deals   1-3 deals   No deals



# Window summary | Who won the window?

Evaluating a transfer before the ink is even dry is an activity many fans and pundits enjoy – but given the unpredictable nature of football, they are often little more than qualified guesses. While it’s almost impossible to evaluate the success of a transfer immediately after signing, data allows us to evaluate whether the price paid for a player was a bargain for the buyer or the seller.

TransferRoom’s Expected Transfer Value (xTV) estimates the fee required to sign a player permanently. It accounts for a player’s ability, age, parent club and contract length; benchmarking them against similar players and calculating a market value based on both historical transfer fees and the unique dataset generated by clubs’ activity on the TransferRoom platform.

Total squad xTV represents the economic value of the playing assets currently on a club’s books. It is therefore a good measure with which to evaluate transfer window activity, by comparing change in total squad xTV and the net spend invested to achieve this change.

For example, Atletico Madrid grew their squad value by €20m for a net spend of just under €1m, primarily as a result of signing Memphis Depay (xTV €14m) for €3m and Matt Doherty (xTV €8.2m) for free. So, who won this winter window?

Benfica achieved the highest overall gain, despite a squad xTV loss of €64m – resulting almost exclusively from the record-breaking sale of Enzo Fernández, who had an xTV of €54m, but was signed for €121m.

At the other end of the table, Premier League teams tended to pay higher transfer fees than would be dictated by xTV, acquiring €656m of squad xTV for a cash outlay of €778m on permanent transfers.

## Net value gain ▲

Squad	Squad xTV change	Net income	Net gain
SL Benfica	-€64M	€109M	€45M
Shakhtar Donetsk	-€32M	€68M	€36M
Atletico de Madrid	€20M	-€1M	€20M
SC Braga	-€14M	€32M	€18M
West Ham United	€22M	-€5M	€17M

## Net value loss ▼

Squad	Squad xTV change	Net income	Net loss
Dinamo Zagreb	-€26M	-€9M	-€17M
AFC Bournemouth	€28M	-€45M	-€18M
FC Barcelona	-€25M	€4M	-€21M
Aston Villa	-€6M	-€18M	-€24M
Chelsea FC	€176M	-€307M	-€131M



# Analysis | Are World Cup signings overpriced?

There is a perceived wisdom that signing players on the back of strong performances in major international tournaments is a bad idea - often leading to costly failures. But is this actually true? We decided to put this myth to the test...

This year, reviewing the success rate of signing stars from international tournaments seems more relevant than ever. In the context of the first ever December World Cup immediately preceding a winter transfer window, where clubs are often looking for players who can have an immediate impact on the pitch, clubs are looking for certainty to help them achieve their objectives for the rest of the season.

## Methodology

In scope were the major continental confederation tournaments plus the World Cup, from the 2014 World Cup through to the 2022 Africa Cup of Nations. This provided **253** players who played 180+ minutes before transferring permanently to a new

club within 6 months - for a fee. For comparison all permanent paid transfers since summer 2014 made by the same clubs were considered - excluding those in the post tournament dataset. Resulting in **3280** deals for comparison.





# Analysis | Post-international tournament signings typically more successful...

## How do you measure success?

Judging the success of a signing can be a subjective exercise. Players can be assessed on goals and assists or trophies won? Short term impact or longevity? Performance in “big” games or constantly raising the bar for the team as a whole? To complicate things, qualitative assessments are typically clouded by the transfer fee, with more expected from more expensive players.

A simple, well-defined measure that captures whether a signing has provided value to a club is minutes played. Looking at total minutes and % of minutes played within two years of the transfer, provides a good indication of how the buying club itself values the contributions of the player in question. All else equal, the more successful a signing is, the more minutes they will tend to play for their new club. Whether or not the fans agree is a different question.

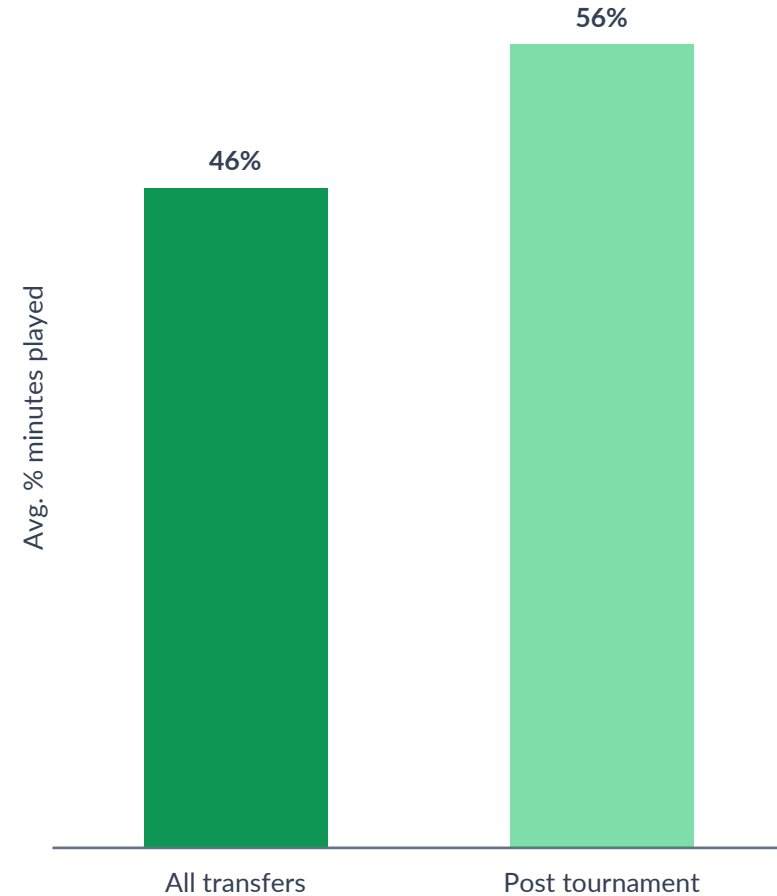
## Post tournament signings are more successful

By this measure, players bought following an international tournament clearly outperform the average player bought by the same clubs, playing 56% of domestic league minutes vs. 46% (+20%), or an average of 3,308 minutes over 2 years v. 2,729 (+21%). After a World Cup those numbers are even higher; 58% and an average of 3,606 minutes.

Maybe this isn't too surprising – the fact that they are playing at an international tournament like the World Cup or the Euros should suggest that they are quality players. International tournaments are a good place to find talent!

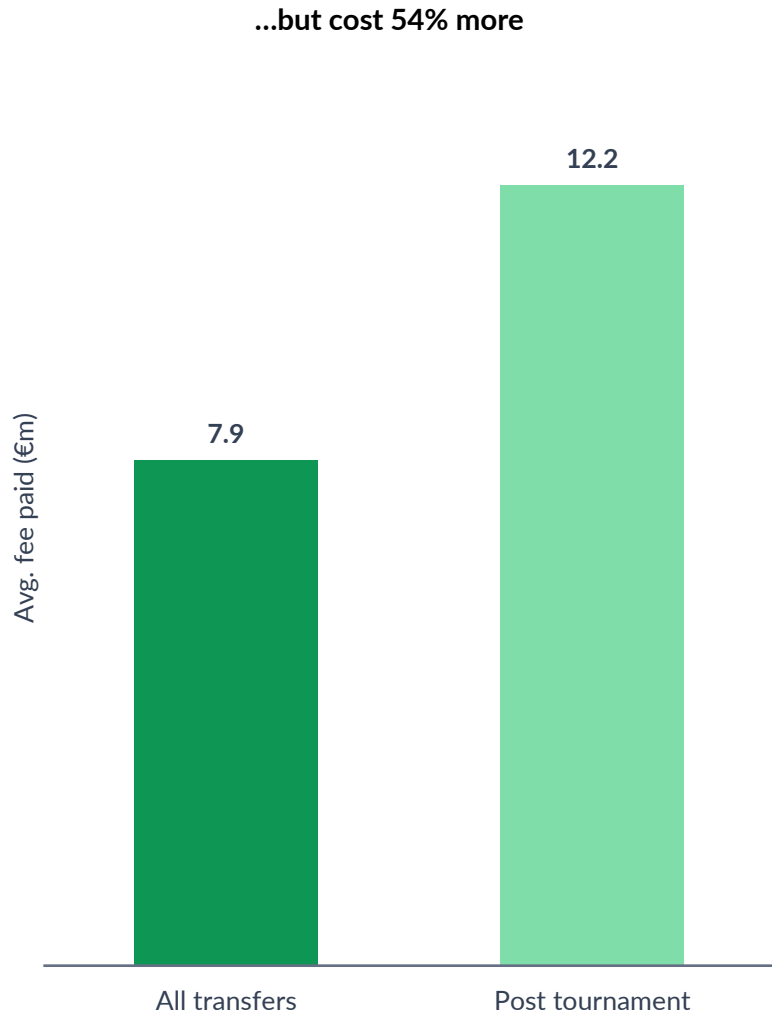


Post tournament signings play 20% more minutes...





# Analysis | ...but also much more expensive and with lower resale value



**~30%**  
price premium per **minute** for all players signed post intl. tournament

**~50%**  
price premium per **goal** for **strikers** signed post intl. tournament

**~35%**  
price premium per **assist** for **AMs/wingers** signed post intl. tournament

## Value for money

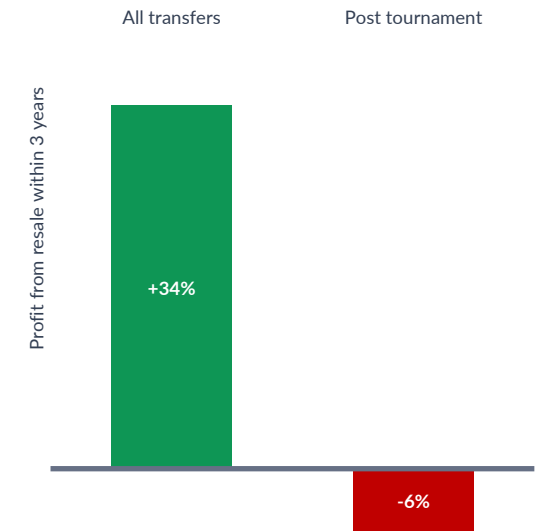
However, following the same logic, players purchased following an international tournament are typically more expensive. The average fee paid for a player post tournament is €12.2m (€14.0m after a World Cup), compared to €7.9m in the comparable sample. This is a 54% premium on these players.

This would suggest that the price rise outweighs the productivity benefit. So whilst these tournaments are a good place to find strong players, you will pay a premium of ~30% relative to their output level. This pattern also holds using other measures of success, such as goals or assists for attacking players.

## Vanishing resale value

Looking specifically at cases where a player was bought and then resold within 3 years provides a sample of 47 post tournament signings and 1,299

comparable transfers. The latter sample suggests that if you buy a player and then resell them within 3 years, the average profit you will realise is +34%. But amongst players bought immediately after international tournaments, you will – on average – incur a loss of 6%. Thus providing further evidence to back the conclusion that these players are more risky investments.





# Analysis | The 2022 World Cup provided a new record signing

With the World Cup played in November-December for the first time, this window provided the first opportunity for clubs to buy the emerging stars from the tournament

## Winter vs Summer windows

For most leagues the winter window falls mid-season, implying clubs typically only use the window to fill urgent gaps with players who can make an immediate impact. In addition, the number of players made available is usually lower as clubs prioritise keeping the team intact, contract expiries are fewer, and the window is – in most countries - shorter than in the summer.

This in turn implies fewer transfers compared to the summer window – and typically less successful. The numbers show that players signed in winter on average play 44% of minutes in the first two years, compared to 48%

for summer signings. Though this year’s winter WC could change that.

## Fewer WC transfers in 2022

Whilst it’s too early to judge the success of players signed since appearing in the 2022 World Cup, we can already see the negative impact of the winter window on the frequency of these transfers. There have been just 18 paid transfers of players who played 180+ minutes, compared to ~50 within seven weeks of each of the previous two World Cups.

The average fee paid for these players has risen slightly to €15.2m - in line with the general window trend, although this is entirely driven by Chelsea’s €121m purchase of Enzo Fernández. Otherwise, there are only three other 2023 transfers in the top 30 most expensive post-WC signings; Cody Gakpo to Liverpool, Jakub Kiwior to Arsenal and Harry Souttar to Leicester.



## Most expensive signings immediately after a World Cup











































Player	From	To	Fee	Year
Enzo Fernández	SL Benfica	Chelsea FC	€121M	2023
Ángel Di María	Real Madrid	Manchester United	€75M	2014
James Rodríguez	AS Monaco	Real Madrid	€75M	2014
Alisson	AS Roma	Liverpool FC	€63M	2018
Cody Gakpo	PSV Eindhoven	Liverpool FC	€42M	2023
Gonçalo Guedes	Paris Saint-Germain	Valencia CF	€40M	2018
Romelu Lukaku	Chelsea FC	Everton FC	€35M	2014
Thibaut Courtois	Chelsea FC	Real Madrid	€35M	2018
Yerry Mina	FC Barcelona	Everton FC	€30M	2018
Aleksandr Golovin	CSKA Moscow	AS Monaco	€30M	2018

2022 World Cup signings

*Paid transfers since 2014 within 7 weeks of a World Cup with the player playing 180+ mins in that tournament*



# League summaries – Table of contents

<a href="#"><u>Explainer</u></a>	21	<a href="#"><u> England - Sky Bet League Two</u></a>	36	<a href="#"><u> Norway - Obos Ligaen</u></a>	51
<a href="#"><u> Argentina - Primera Division</u></a>	22	<a href="#"><u> France - Ligue 1 Uber Eats</u></a>	37	<a href="#"><u> Poland - PKO BP Ekstraklasa</u></a>	52
<a href="#"><u> Australia - Isuzu UTE A-League</u></a>	23	<a href="#"><u> France - Ligue 2 BKT</u></a>	38	<a href="#"><u> Portugal - Primeira Liga</u></a>	53
<a href="#"><u> Austria - Admiral Bundesliga</u></a>	24	<a href="#"><u> France - Championnat National</u></a>	39	<a href="#"><u> Scotland - Cinch Premiership</u></a>	54
<a href="#"><u> Belgium - Jupiler Pro League</u></a>	25	<a href="#"><u> Germany - Bundesliga</u></a>	40	<a href="#"><u> Slovenia – Prva Liga Telemach</u></a>	55
<a href="#"><u> Brazil - Serie A</u></a>	26	<a href="#"><u> Germany - 2. Bundesliga</u></a>	41	<a href="#"><u> Spain - LaLiga Santander</u></a>	56
<a href="#"><u> Chile - Campeonato Betsson</u></a>	27	<a href="#"><u> Germany - 3. Liga</u></a>	42	<a href="#"><u> Spain - LaLiga SmartBank</u></a>	57
<a href="#"><u> Colombia - Liga BetPlay Demayor</u></a>	28	<a href="#"><u> Greece - Super League</u></a>	43	<a href="#"><u> Sweden - Allsvenskan</u></a>	58
<a href="#"><u> Croatia - SuperSport HNL</u></a>	29	<a href="#"><u> Hungary - OTP Bank Liga</u></a>	44	<a href="#"><u> Switzerland - Credit Suisse Super League</u></a>	59
<a href="#"><u> Czech Republic – Fortuna Liga</u></a>	30	<a href="#"><u> Italy - Serie A</u></a>	45	<a href="#"><u> Turkey - Spor Toto Süper Lig</u></a>	60
<a href="#"><u> Denmark - 3F Superliga</u></a>	31	<a href="#"><u> Japan - J1 League</u></a>	46	<a href="#"><u> United Arab Emirates - ADNOC Pro League</u></a>	61
<a href="#"><u> Denmark - NordicBet Liga</u></a>	32	<a href="#"><u> Korea Republic - K League 1</u></a>	47	<a href="#"><u> United States - MLS</u></a>	62
<a href="#"><u> England - Premier League</u></a>	33	<a href="#"><u> Mexico - Liga MX</u></a>	48	<a href="#"><u> United States - USL Championship</u></a>	63
<a href="#"><u> England - Sky Bet Championship</u></a>	34	<a href="#"><u> Netherlands - Eredivisie</u></a>	49		
<a href="#"><u> England - Sky Bet League One</u></a>	35	<a href="#"><u> Norway - Eliteserien</u></a>	50		



# League summaries | Explainer

**217**
**€104M**
**€824M**

Summary of transfer activity in the 2023 winter window - and compared to the 2022 equivalent. Total deals include paid, free and loan transfers. Fees include loan fees but exclude wages whilst on loan.

### Deal Type Breakdown

Percentage of all deals that were paid, free or loan transfers, split by whether they were 'in' (player joining the league), 'out' (player leaving the league), or 'internal' (player moving between two clubs in the league). Internal transfers are only counted once.

### TransferRoom Breakdown

Select statistics about the activity on TransferRoom for clubs in the league during the window

### Net Squad Value Gain

Nottm Forest	26M
Liverpool	19M
Leeds	16M
Brighton	15M
Wolves	15M
Everton	8M
Southampton	7M
West Ham	7M
Arsenal	1M
Brentford	437K
Man Utd	0
Fulham	-342K

Net Squad Value Gain is calculated as change in squad xTV minus net spend on transfers. It compares the change in total squad xTV through players permanently bought or sold with the squad's net spend during the window. A squad that sells players for more than their xTV or buys them for less will have a positive net value gain, and vice versa. Loans are excluded.

### Fee Development

**€12.9M**  
 Typical Fee Received  
 World Ranking: #3  
 ▼ Jan 2022: €18.9M

**€19.7M**  
 Typical Fee Paid  
 World Ranking: #1

Average fee paid and received for clubs in the league during winter windows 2019-2023. Excludes free transfers and loans.

### International Sales

€2.7M  
L. Campana (€2.4M xTV)

Top 5 international markets that the league sold players to during winter 2023. Labels show total fees received from that market. Excl. loans.

### International Buys

€121.0M  
E. Fernandez (€54M xTV)

Same as above but with players bought.

### Domestic Buys/Sales


€45.0M  
A. Gordon (€36M xTV)

Same as above but only for domestic leagues. Split by transfers in and out (in and out are always equal for their own league).




# Primera Division | Argentina






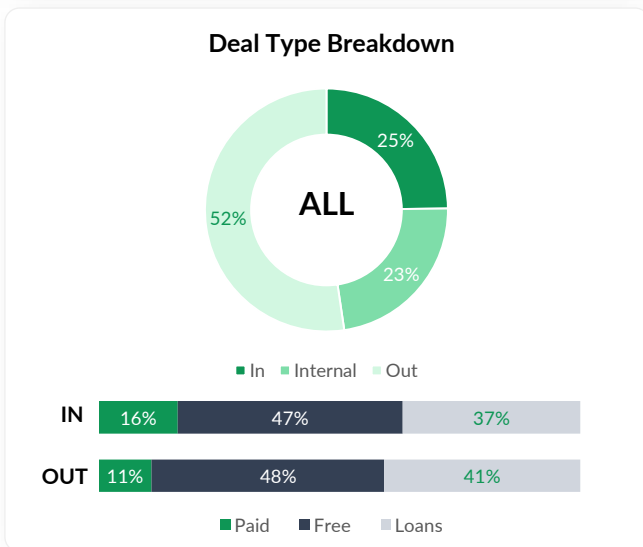
**629**  
Total Deals  
World Ranking: #2  
▲ 2022: 609




**€97M**  
Fees Received  
World Ranking: #7  
▲ 2022: €78M




**€38M**  
Fees Paid  
World Ranking: #8  
▼ 2022: €50M



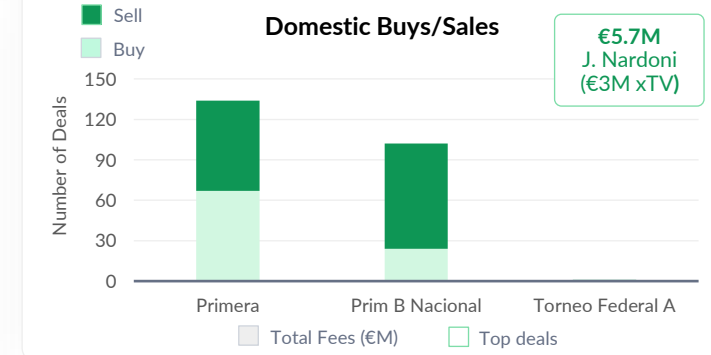
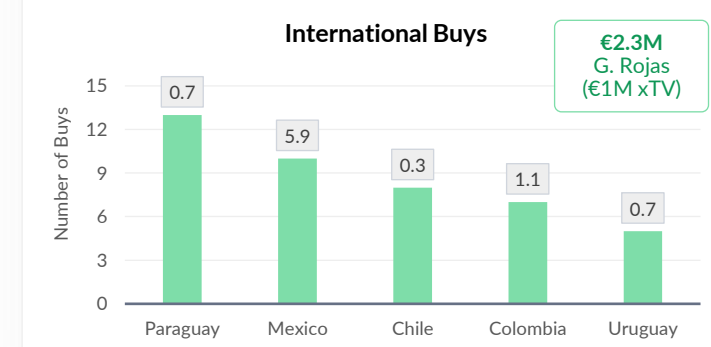
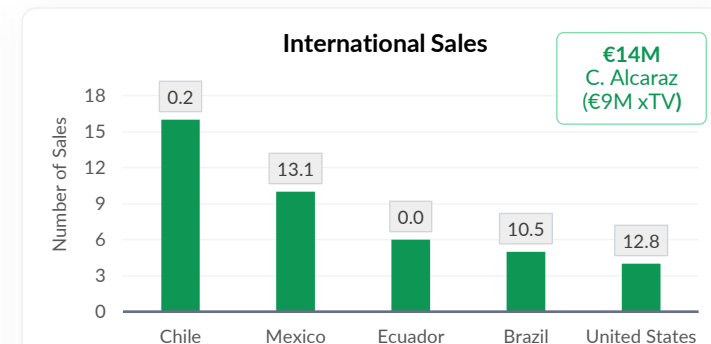
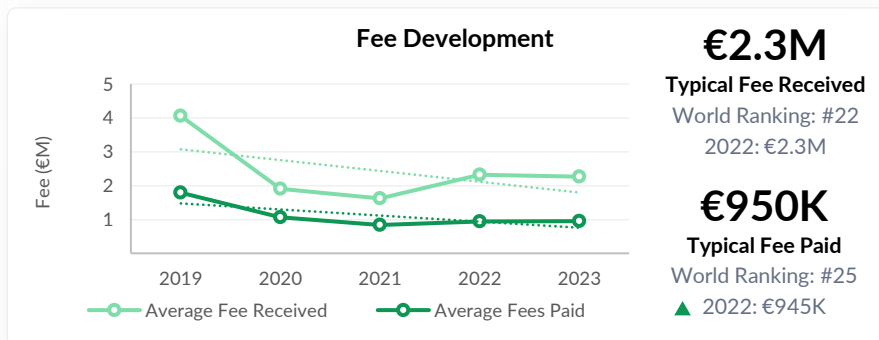
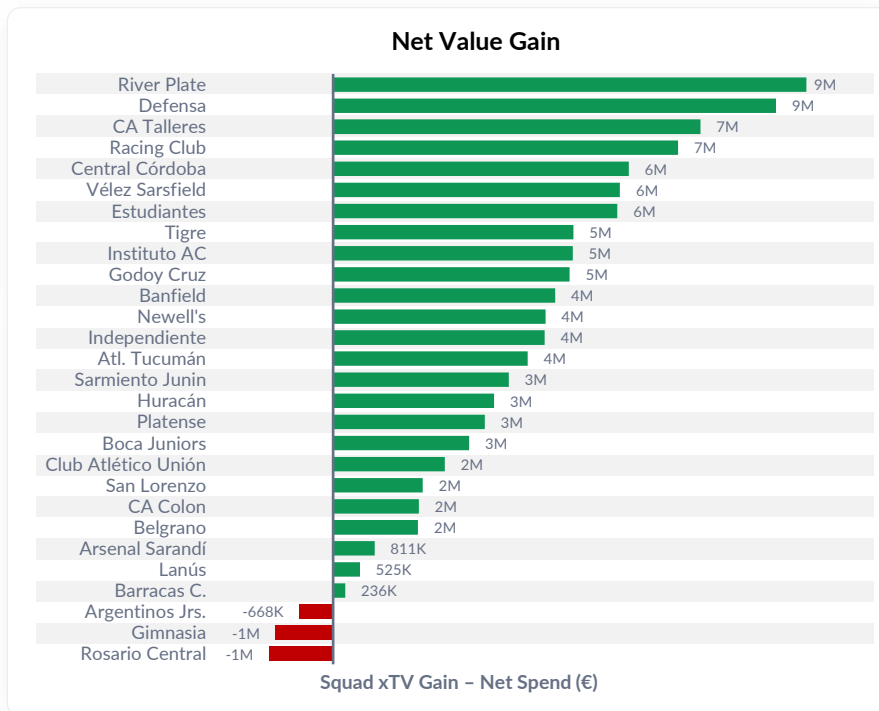
### TransferRoom Breakdown



**261** Clubs connected with



**66** Diff. league sending pitch



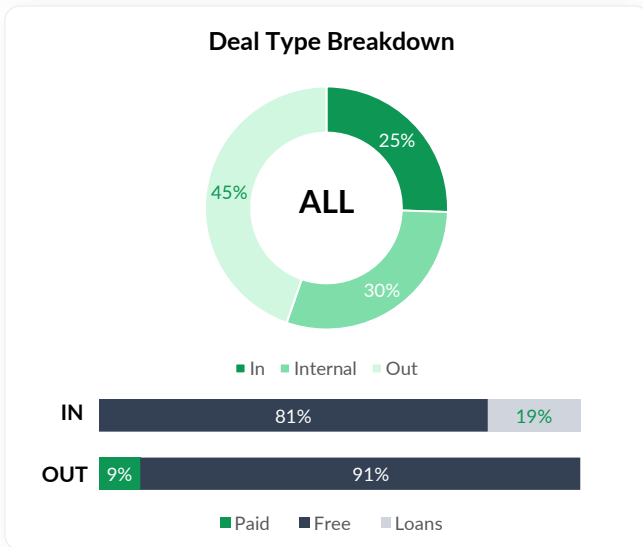


# Isuzu UTE A-League | Australia

**61**  
Total Deals  
World Ranking: #140  
▲ 2022: 29

**€1.5M**  
Fees Received  
World Ranking: #56  
▲ 2022: -

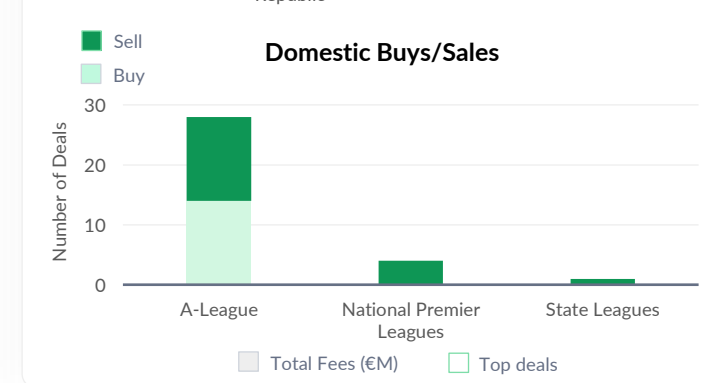
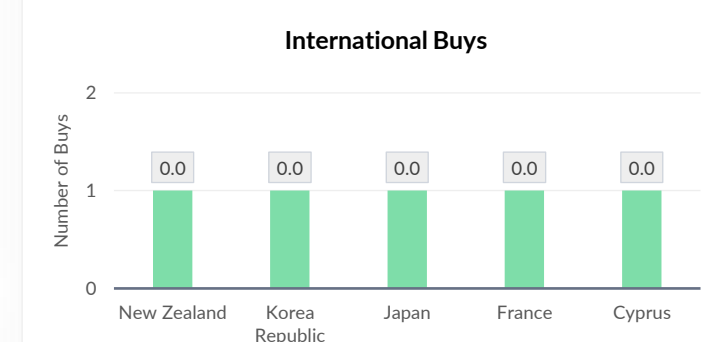
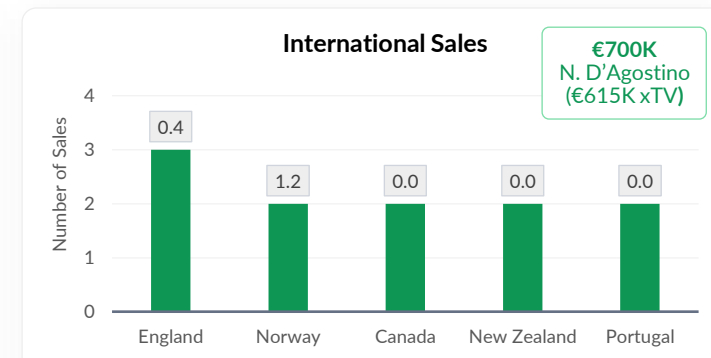
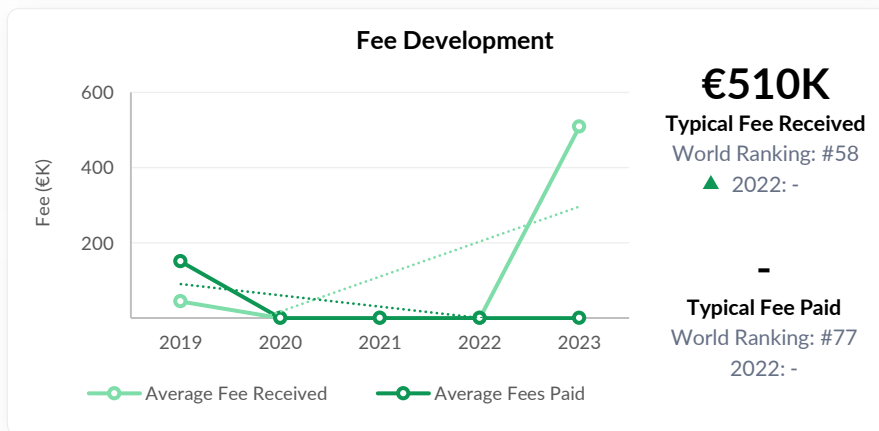
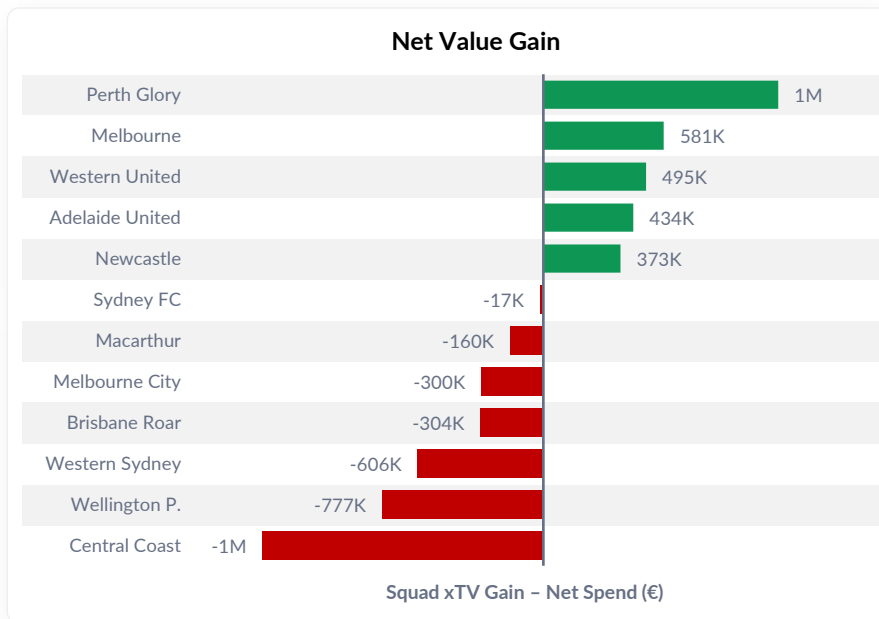
**-**  
Fees Paid  
World Ranking: #79  
2022: -



### TransferRoom Breakdown

**30** Players represented by Trusted Agents


**135** Player profile views






# Admiral Bundesliga | Austria






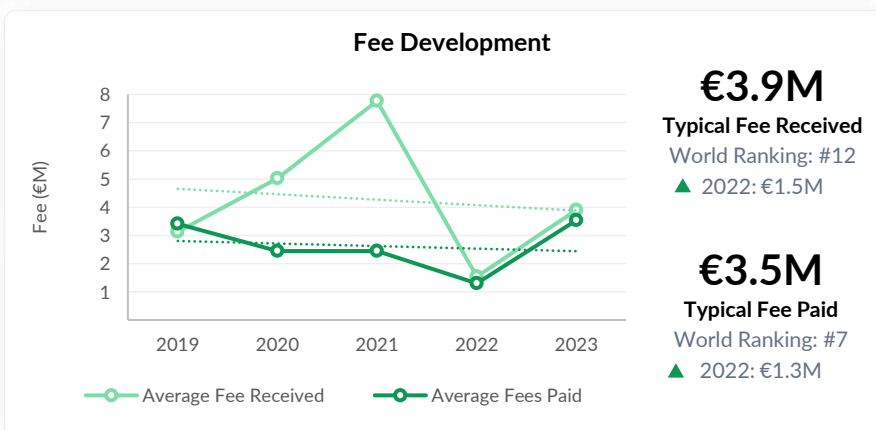
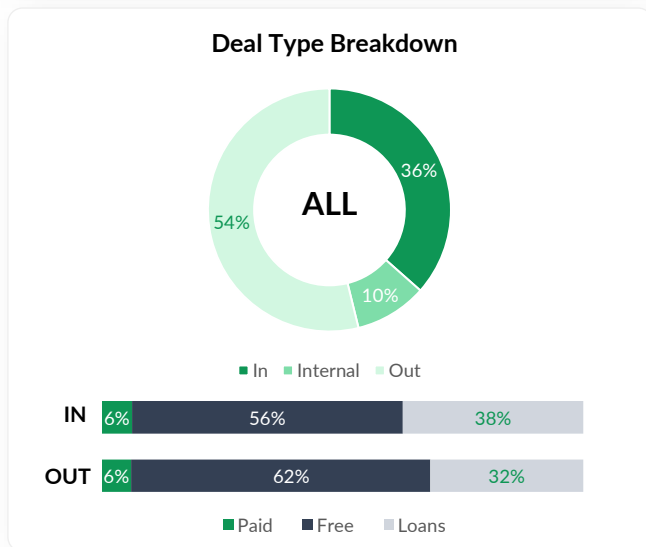
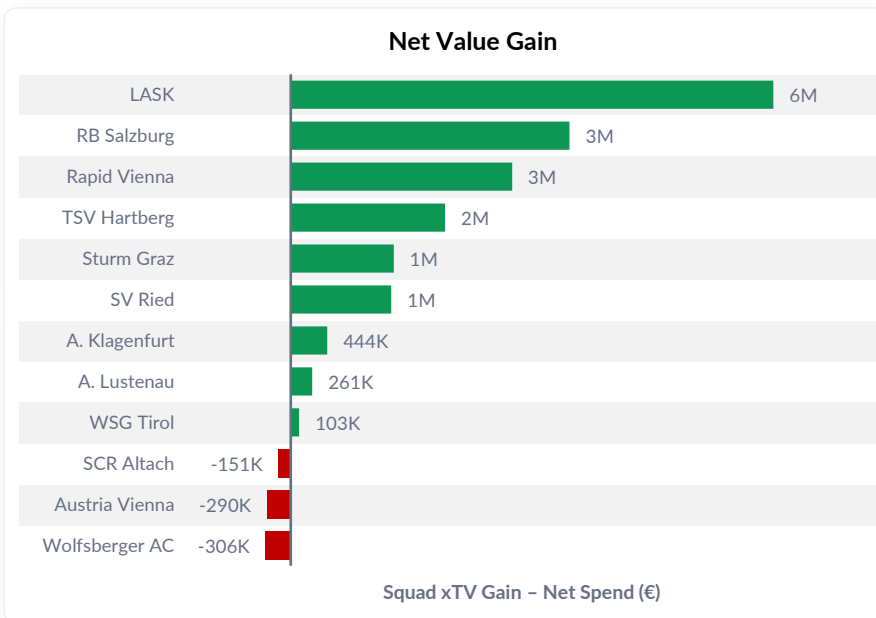
**114**  
Total Deals  
World Ranking: #88  
▼ 2022: 119




**€16M**  
Fees Received  
World Ranking: #22  
▲ 2022: €11M




**€11M**  
Fees Paid  
World Ranking: #19  
▲ 2022: €8M



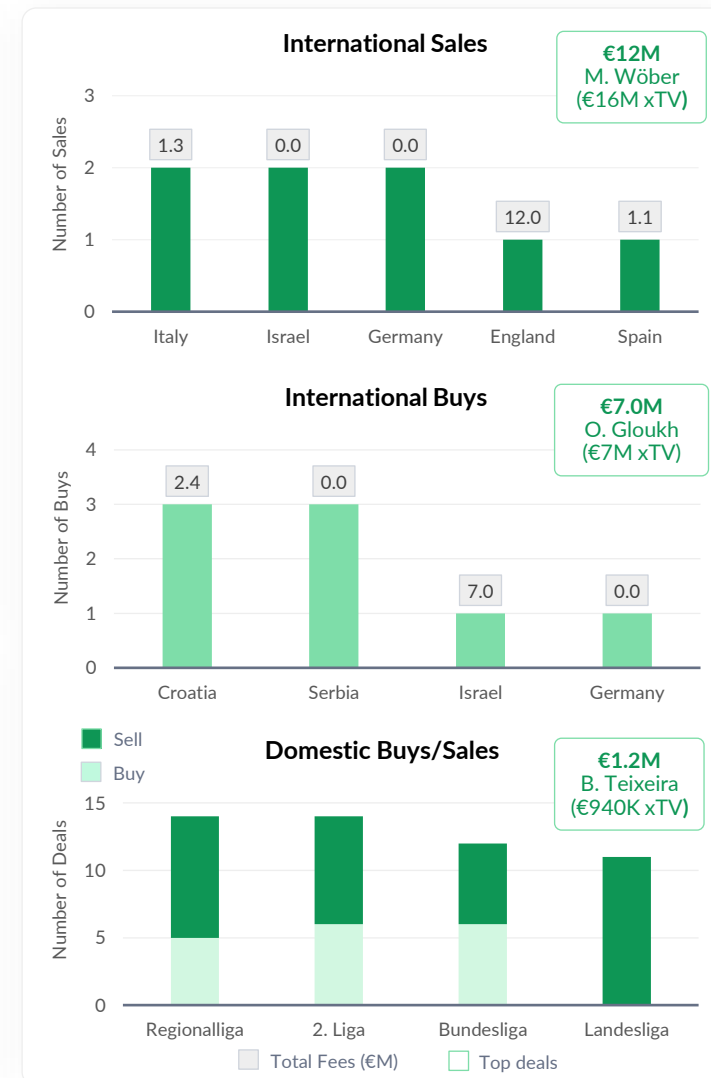
### TransferRoom Breakdown



**305** Clubs connected with




**80** Diff. league sending pitch






# Jupiler Pro League | Belgium






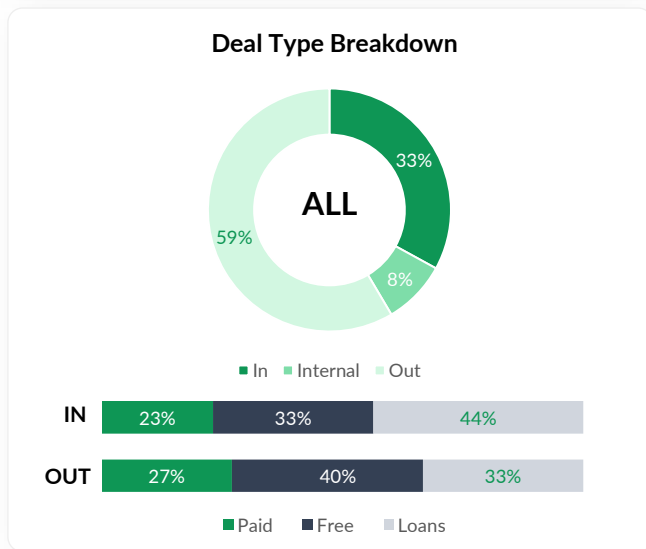
**102**  
Total Deals  
World Ranking: #66  
▼ 2022: 128




**€57M**  
Fees Received  
World Ranking: #10  
▲ 2022: €35M




**€25M**  
Fees Paid  
World Ranking: #13  
▲ 2022: €24M



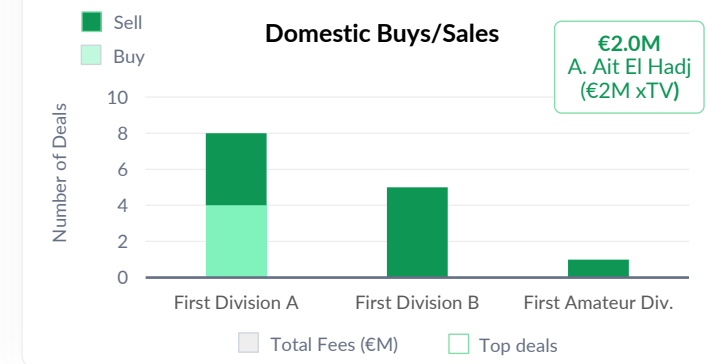
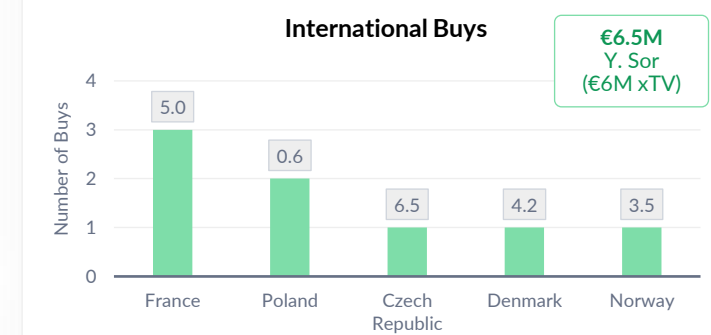
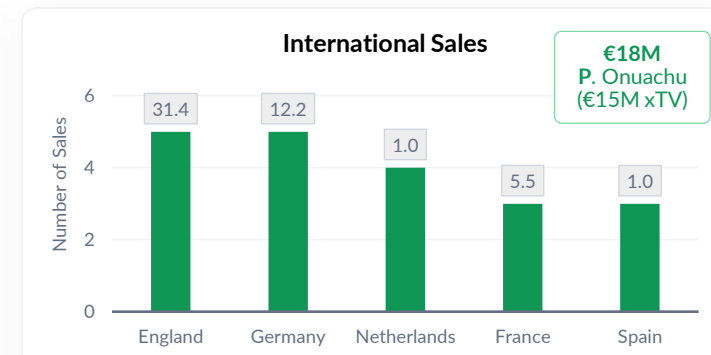
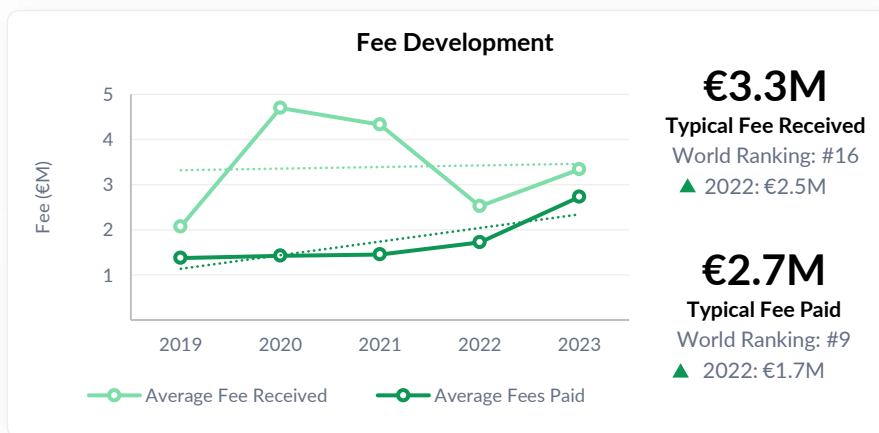
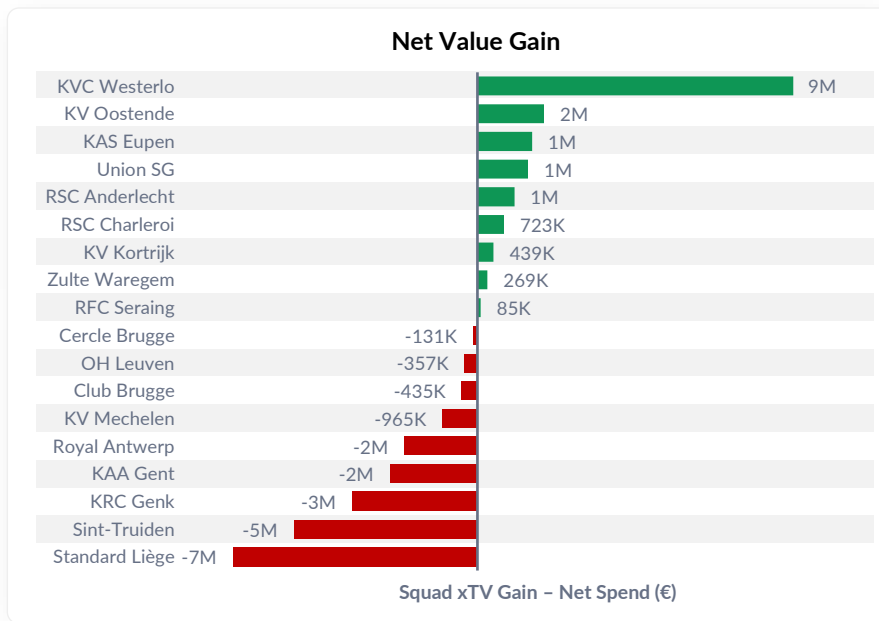
### TransferRoom Breakdown



**67%** Clubs on TransferRoom



**#3** Interest sent world rank





# Serie A | Brazil





**635**  
Total Deals  
World Ranking: #4  
▼ 2022: 694



**€130M**  
Fees Received  
World Ranking: #3  
▲ 2022: €121M



**€133M**  
Fees Paid  
World Ranking: #2  
▲ 2022: €68M

### Deal Type Breakdown

ALL


Legend: In (dark green), Internal (medium green), Out (light green)

Deal Type	Percentage
In	55%
Internal	29%
Out	16%


  

Deal Type	Sub-Type	Percentage
IN	Paid	32%
	Free	36%
	Loans	32%
OUT	Paid	10%
	Free	44%
	Loans	46%

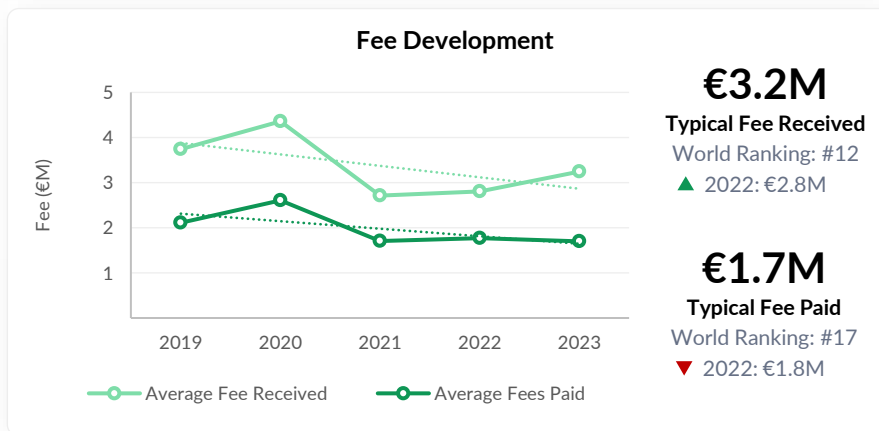
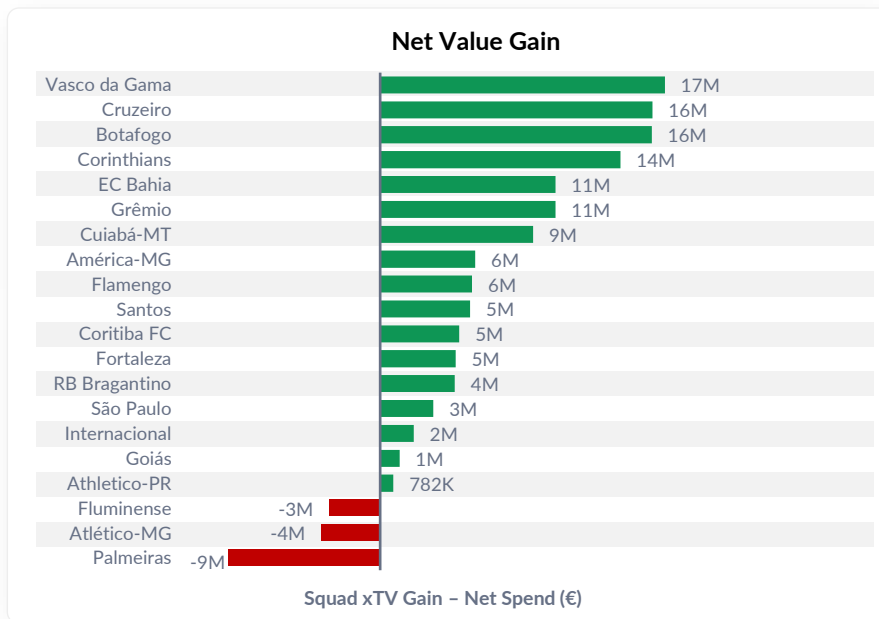
### TransferRoom Breakdown



**60%** Clubs on TransferRoom



**#16** Pitches Sent world rank



### International Sales

Country	Number of Sales
Portugal	0.0
World	0.0
England	51.2
United States	2.0
Paraguay	0.0

**€20M**  
Danilo (€28M xTV)

### International Buys

Country	Number of Buys
Portugal	5.5
Uruguay	12.6
Turkey	1.8
Argentina	10.2
Japan	2.6

**€15M**  
Gerson (€19M xTV)

### Domestic Buys/Sales

League	Total Fees (€M)	Top deals
Serie A	100	50
Serie B	85	35
Paulista A1	15	10
Serie C	5	3

**€8.0M**  
Artur (€8.0M xTV)



# Campeonato Betsson | Chile





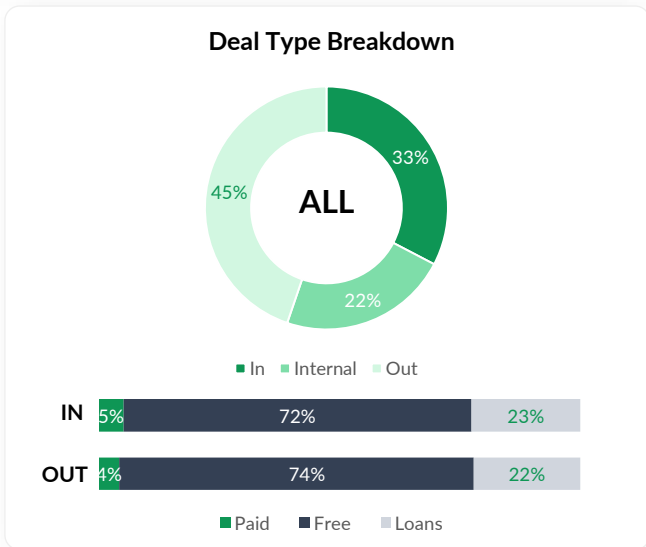
**304**  
Total Deals  
World Ranking: #21  
▼ 2022: 354



**€4.7M**  
Fees Received  
World Ranking: #37  
▼ 2022: €7.0M



**€2.1M**  
Fees Paid  
World Ranking: #40  
▼ 2022: €5.1M



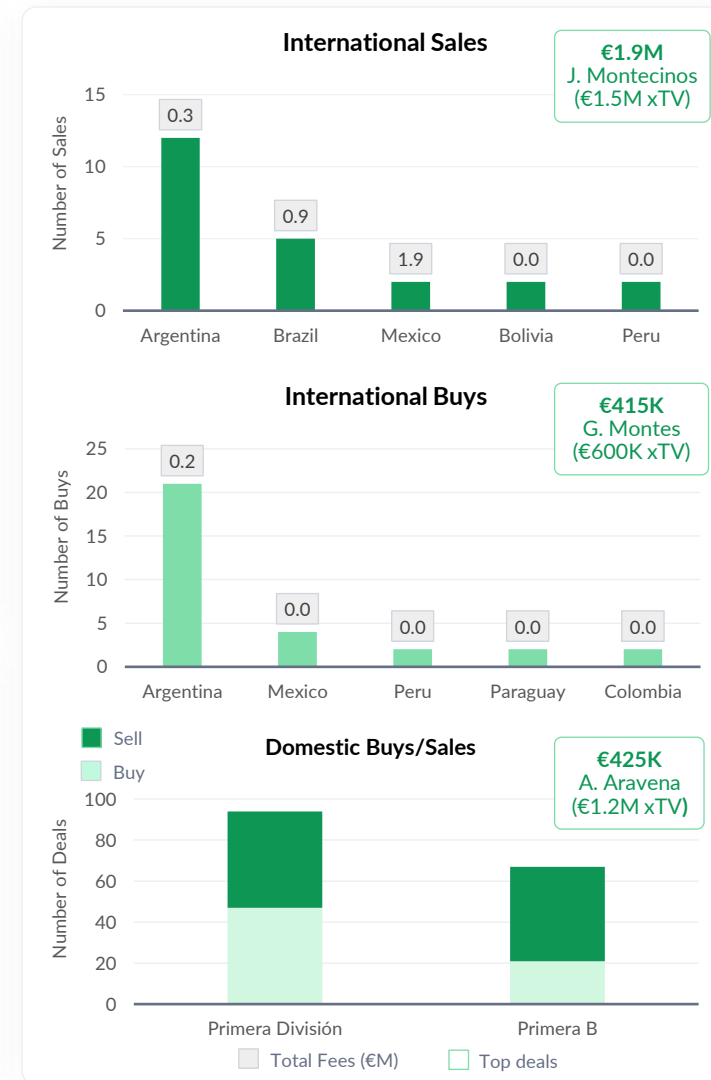
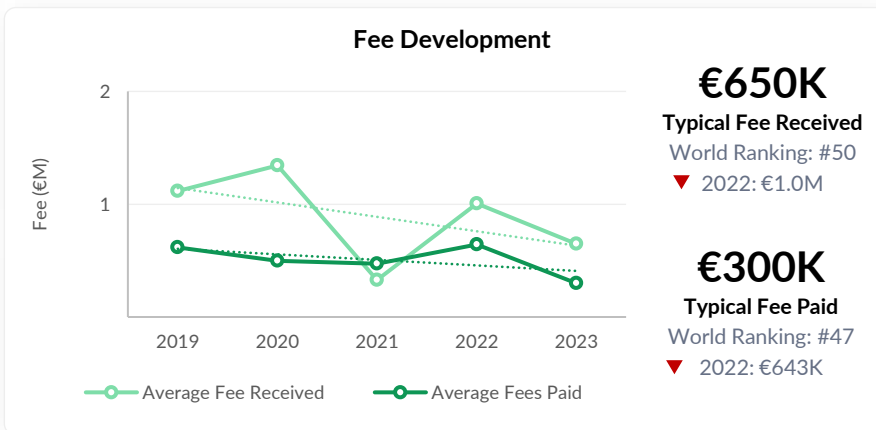
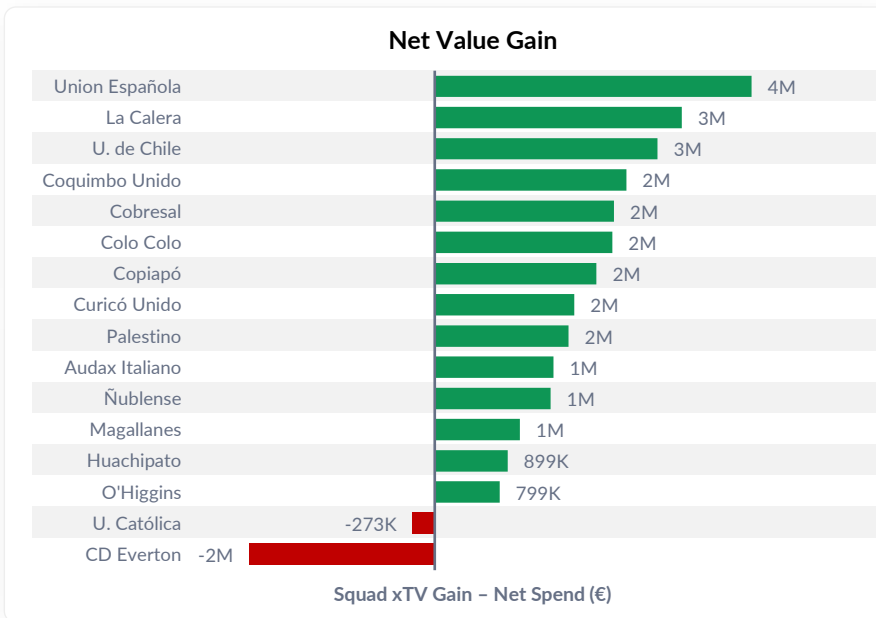
### TransferRoom Breakdown



**50%** Clubs on TransferRoom




**#18** Plus pitches sent world rank






# Liga BetPlay Demayor | Colombia






**360**  
Total Deals  
World Ranking: #8  
▼ 2022: 387

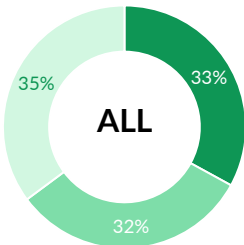


**€5.0M**  
Fees Received  
World Ranking: #35  
▼ 2022: €12M



**€300K**  
Fees Paid  
World Ranking: #57  
▼ 2022: €4.6M

### Deal Type Breakdown



**ALL**

35% In 33% Out 32% Internal

**IN**

1%	81%	18%
----	-----	-----

**OUT**

2%	74%	24%
----	-----	-----

■ Paid   ■ Free   ■ Loans

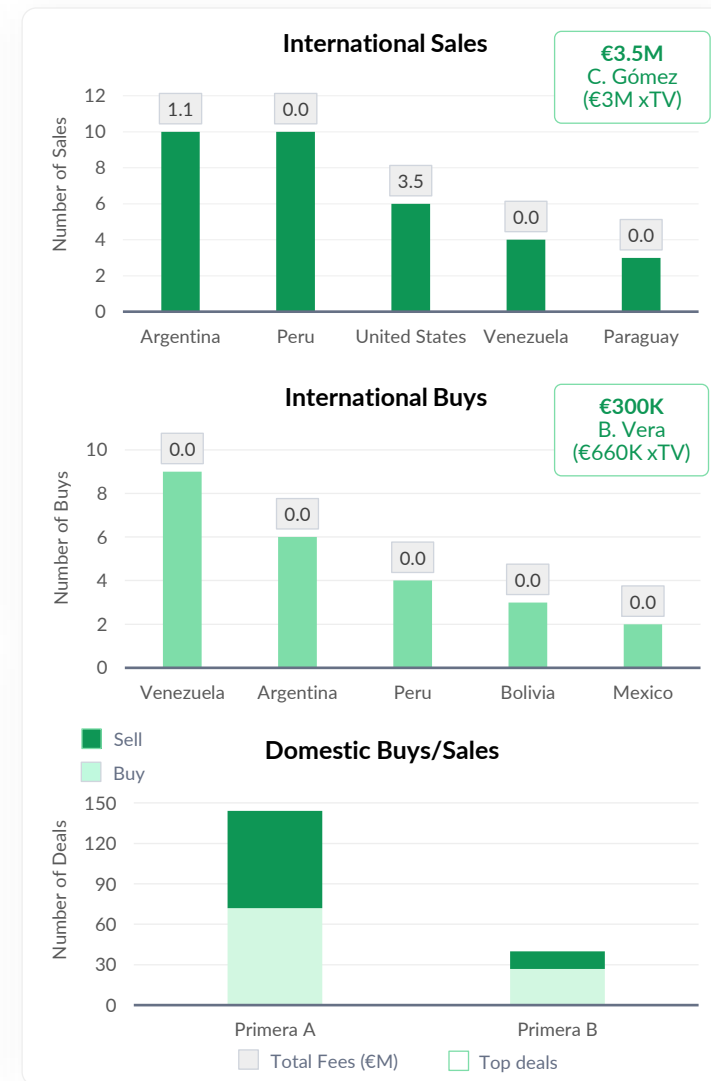
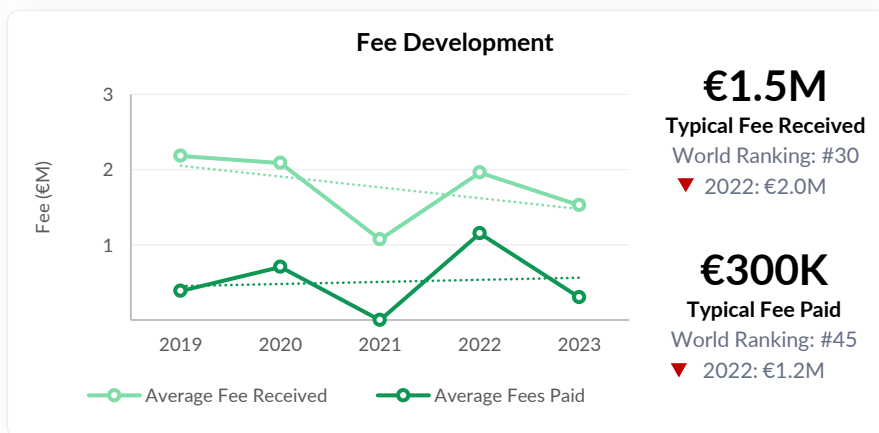
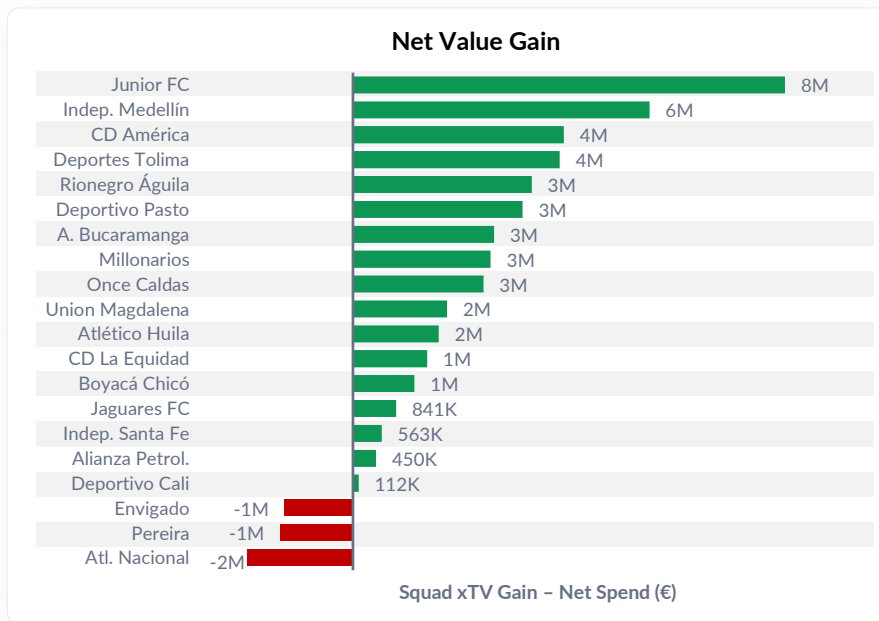
### TransferRoom Breakdown



**354** Clubs connected with




**#2** Pitches sent world ranking






# SuperSport HNL | Croatia






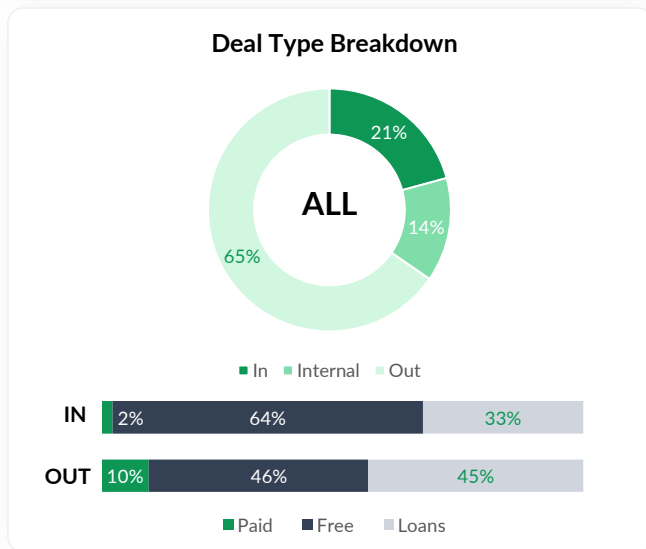
**148**  
Total Deals  
World Ranking: #62  
▼ 2022: 181



**€25M**  
Fees Received  
World Ranking: #18  
▼ 2022: €38M



**€550K**  
Fees Paid  
World Ranking: #51  
▼ 2022: €6.2M



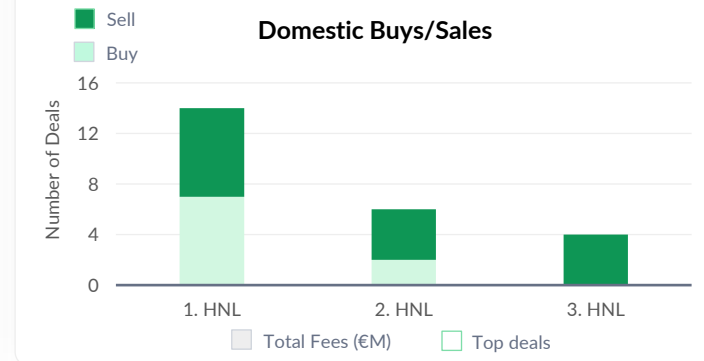
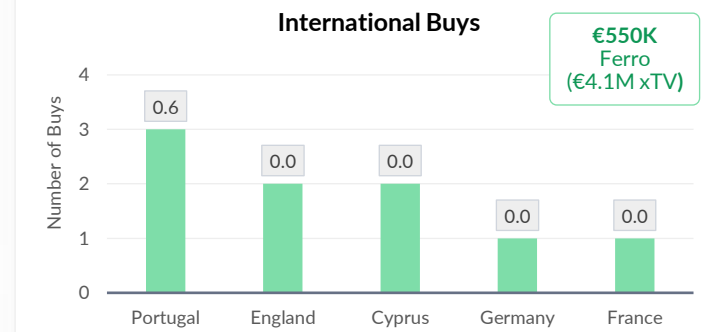
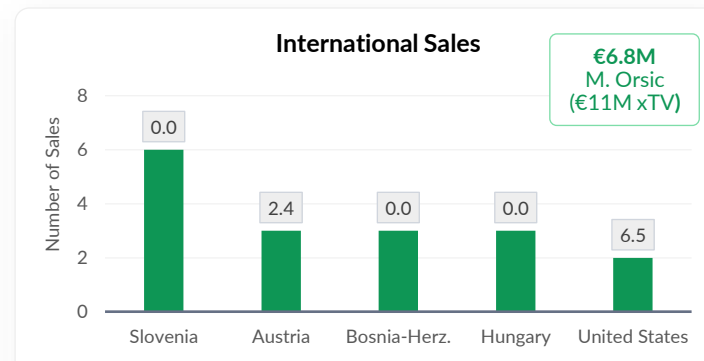
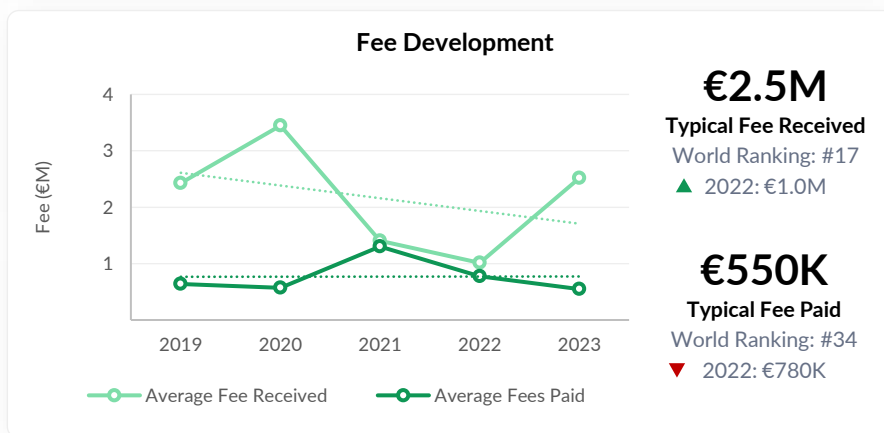
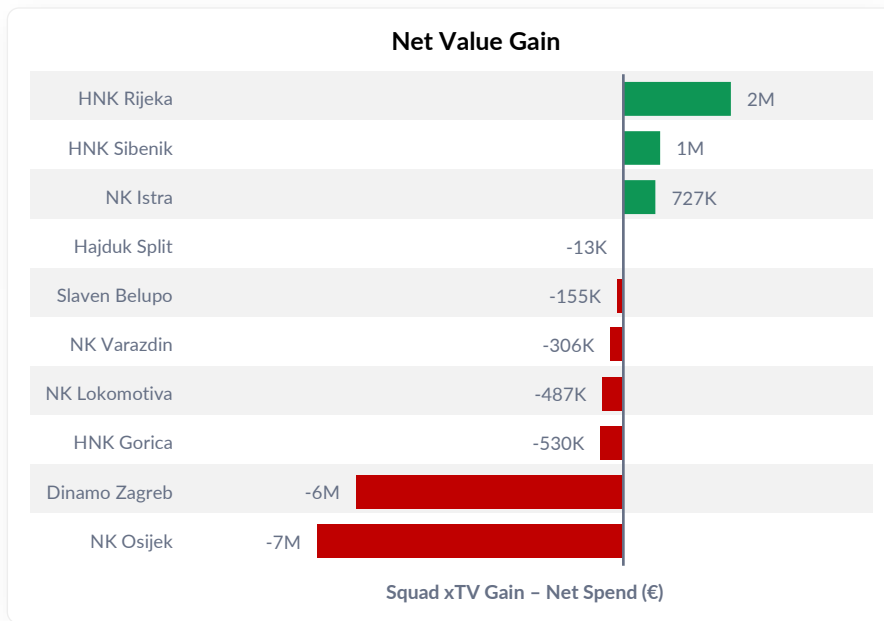
### TransferRoom Breakdown



**50%** Clubs on TransferRoom




**407** Club connections






# Fortuna Liga | Czech Republic






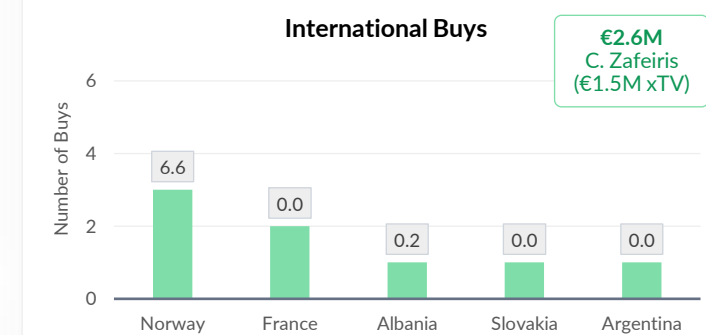
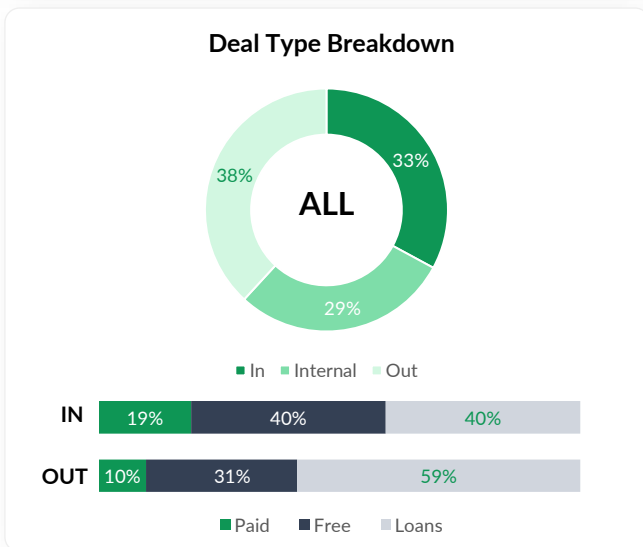
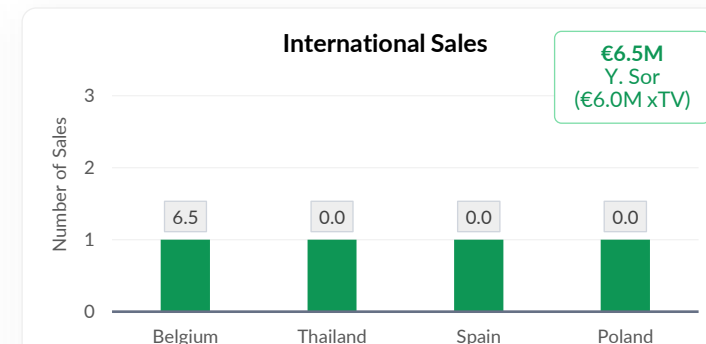
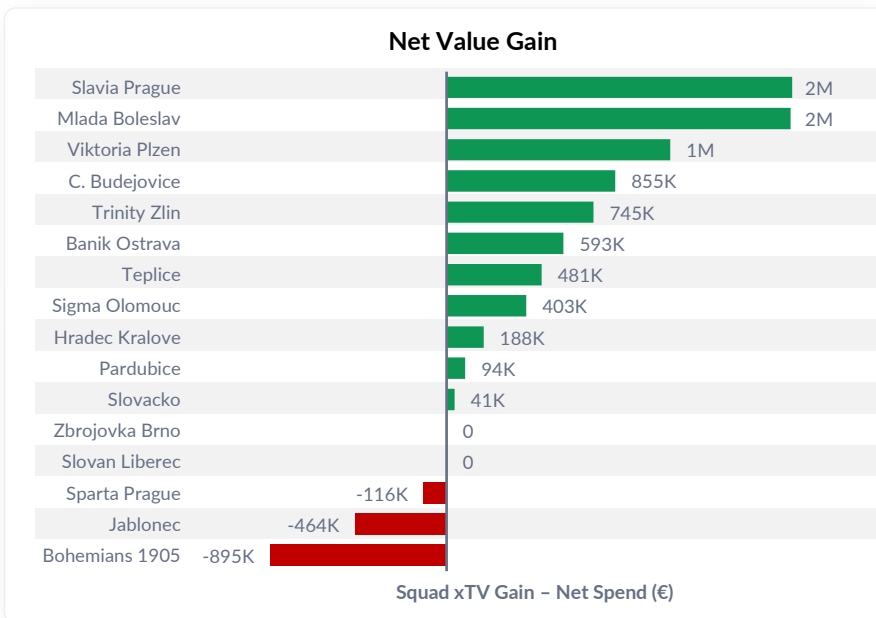
**98**  
Total Deals  
World Ranking: #77  
▼ 2022: 109



**€8.4M**  
Fees Received  
World Ranking: #27  
▼ 2022: €11M



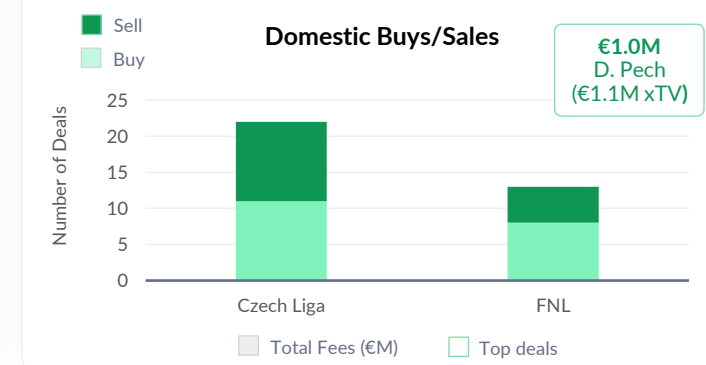
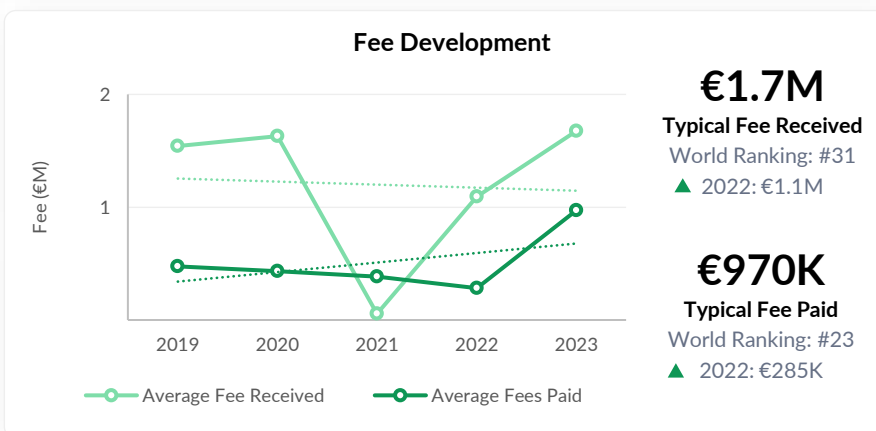
**€8.8M**  
Fees Paid  
World Ranking: #20  
2022: €8.8M



### TransferRoom Breakdown

**#33** Plus Pitches sent world ranking


**211** Profile views






# 3F Superliga | Denmark





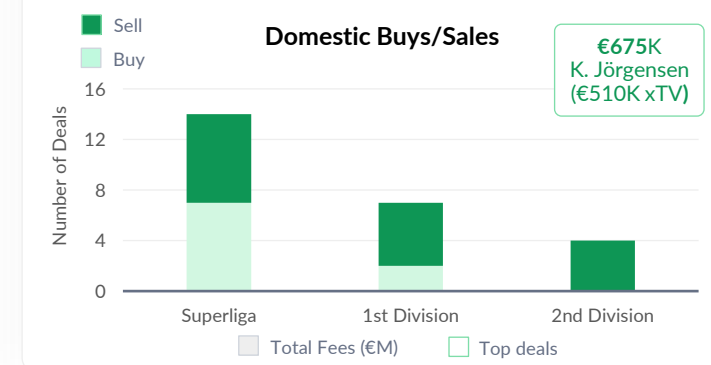
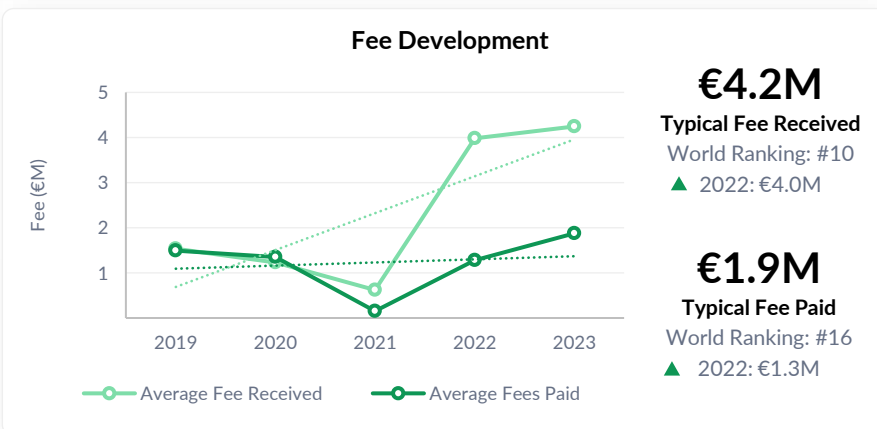
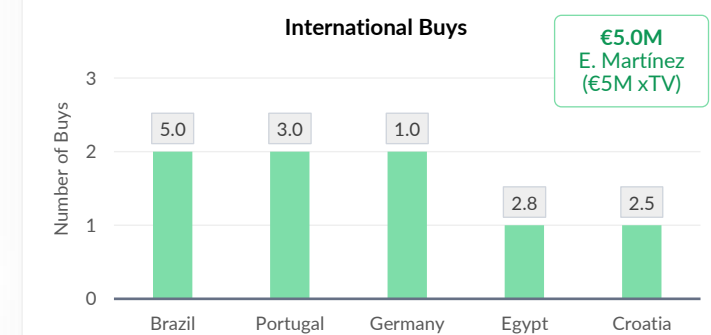
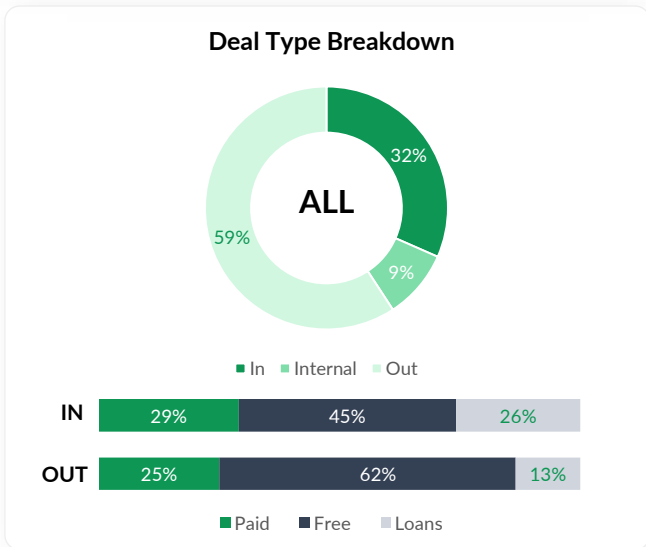
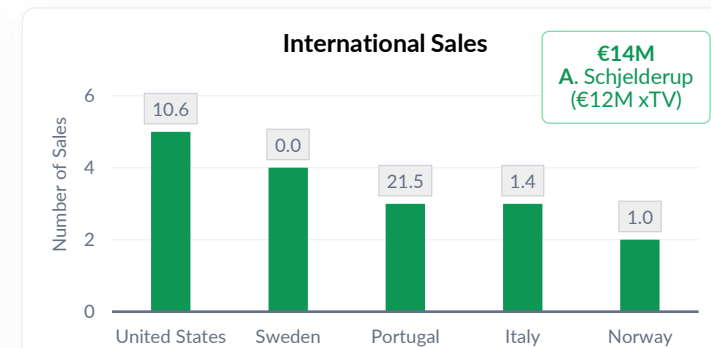
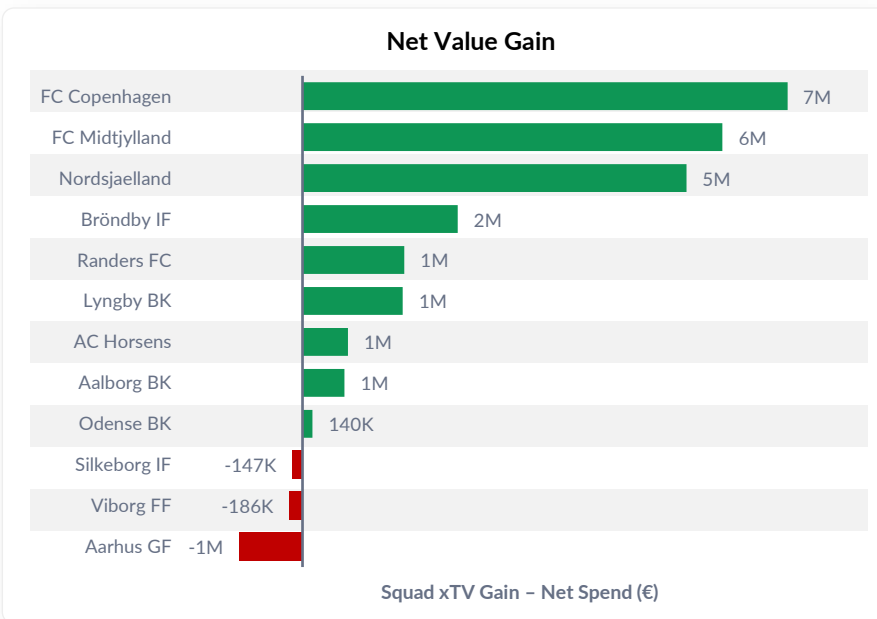
**83**  
Total Deals  
World Ranking: #80  
▼ 2022: 93



**€55M**  
Fees Received  
World Ranking: #11  
▲ 2022: €32M



**€17M**  
Fees Paid  
World Ranking: #15  
▲ 2022: €14M



### TransferRoom Breakdown

**83%** Clubs on TransferRoom **#2** Plus Pitches sent world rank

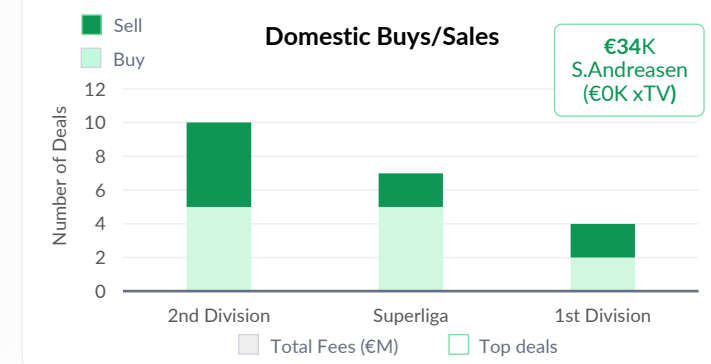
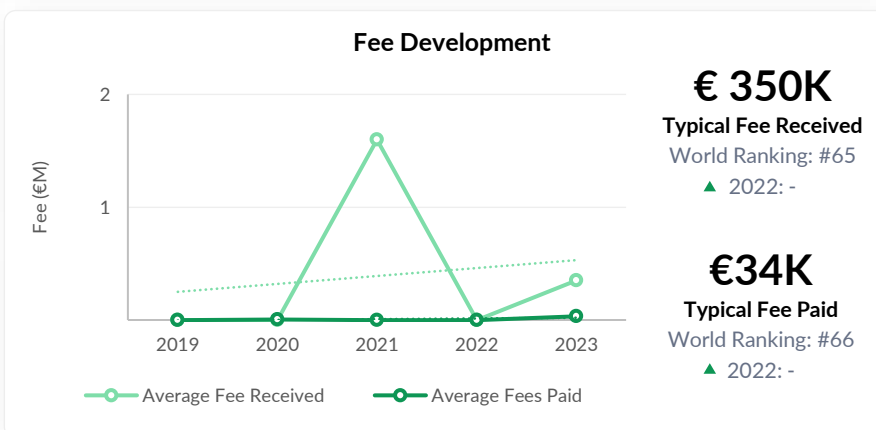
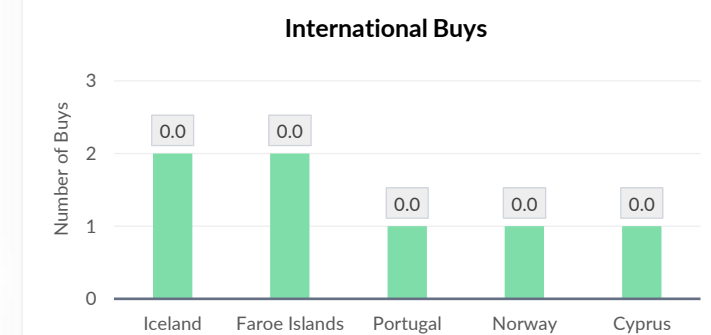
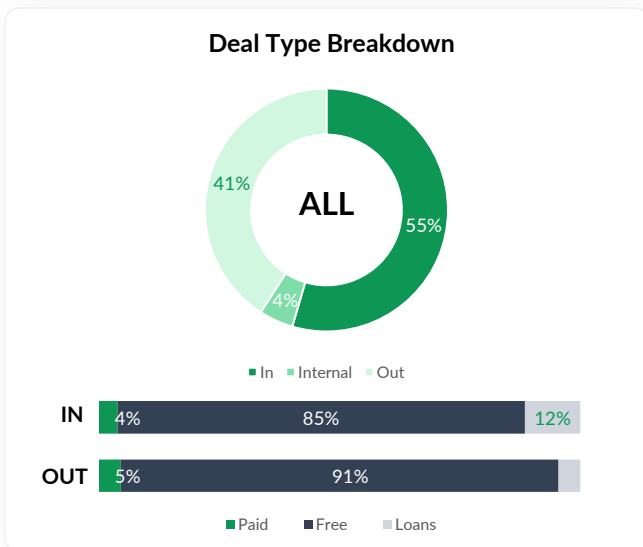
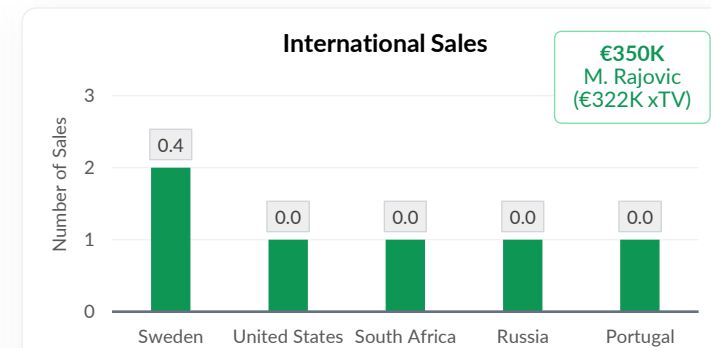
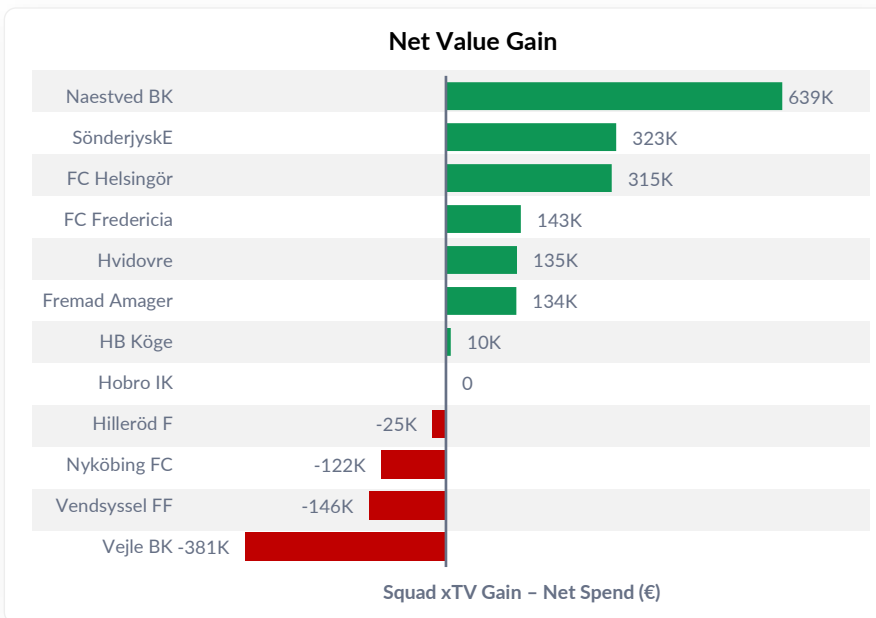


# NordicBet Liga | Denmark

**46**  
Total Deals  
World Ranking: #132  
▼ 2022: 72

**€350K**  
Fees Received  
World Ranking: #76  
▲ 2022: -

**€34K**  
Fees Paid  
World Ranking: #68  
▲ 2022: -




### TransferRoom Breakdown

**100%** Clubs on TransferRoom **#8** Plus Pitches sent




# Premier League | England






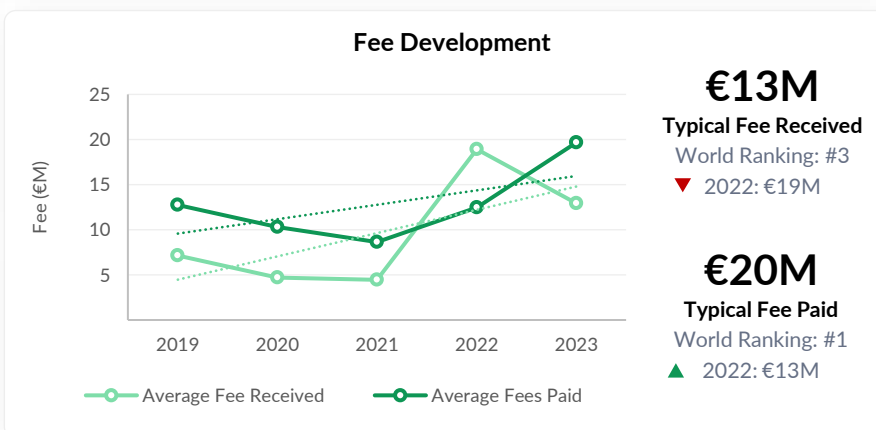
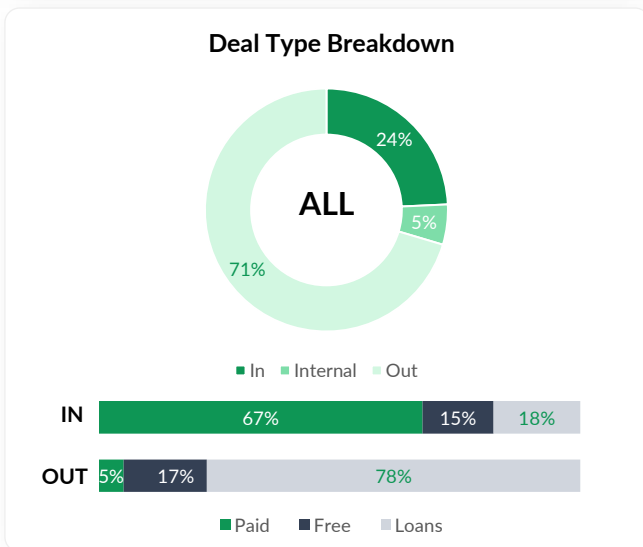
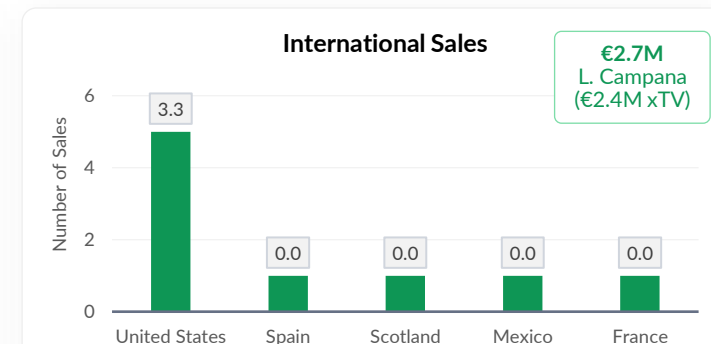
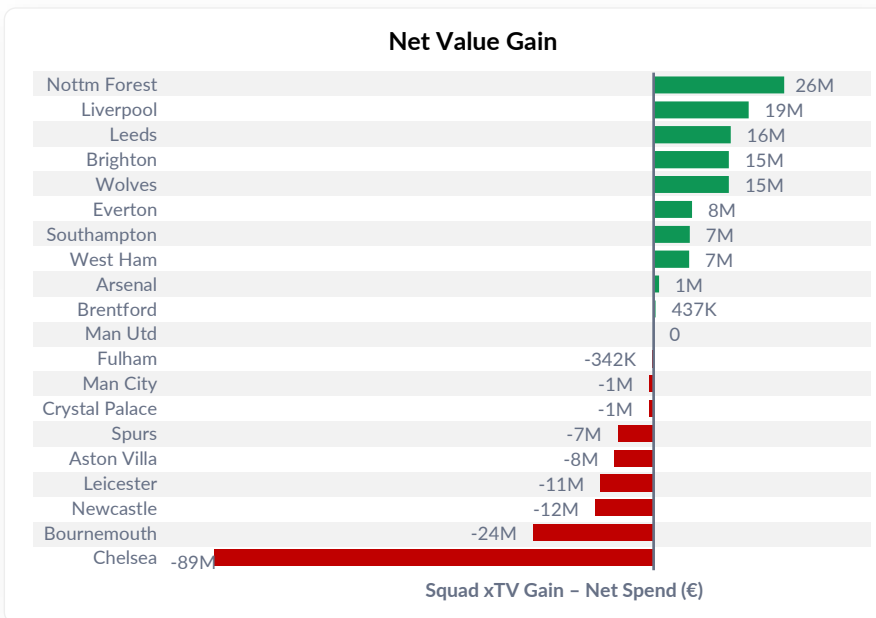
**217**  
Total Deals  
World Ranking: #22  
▼ 2022: 234



**€104M**  
Fees Received  
World Ranking: #4  
▼ 2022: €135M



**€824M**  
Fees Paid  
World Ranking: #1  
▲ 2022: €346M



### TransferRoom Breakdown


**90%** Clubs on TransferRoom

**#1** Interest received world rank




# Sky Bet Championship | England






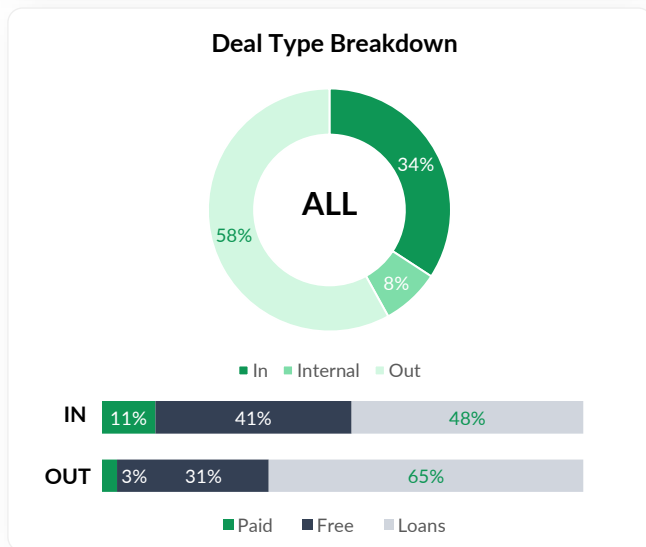
**208**  
Total Deals  
World Ranking: #25  
▼ 2022: 239



**€29M**  
Fees Received  
World Ranking: #16  
▲ 2022: €12M



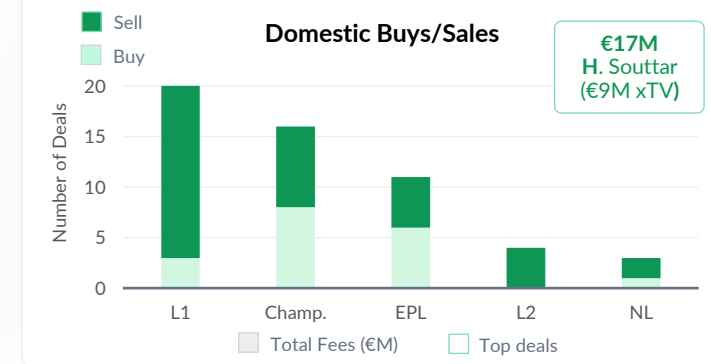
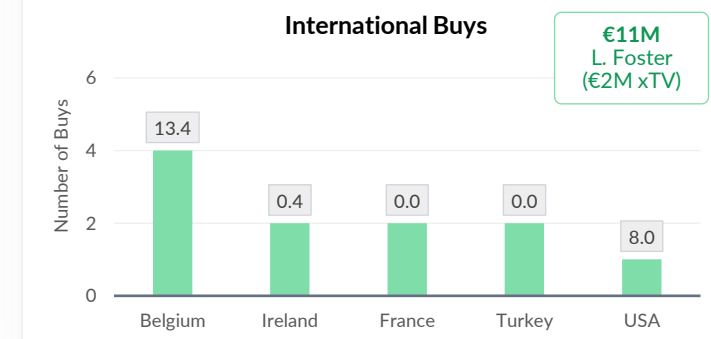
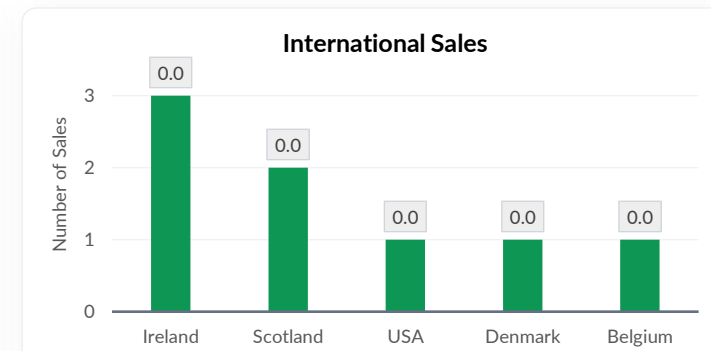
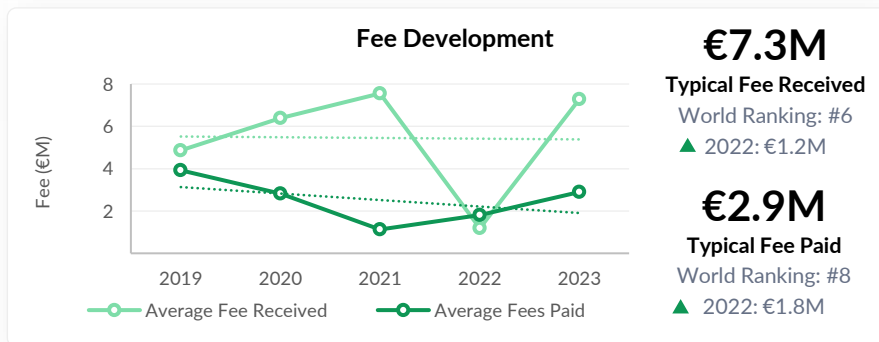
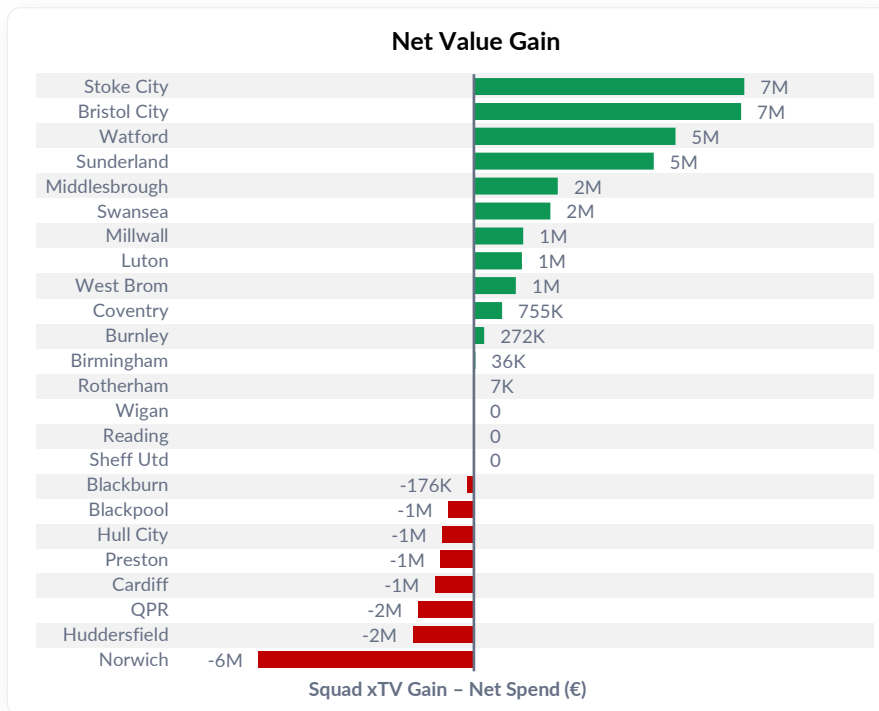
**€26M**  
Fees Paid  
World Ranking: #12  
▼ 2022: €29M



### TransferRoom Breakdown

**54%** Clubs on TransferRoom


**#2** Interest received world rank






# Sky Bet League One | England






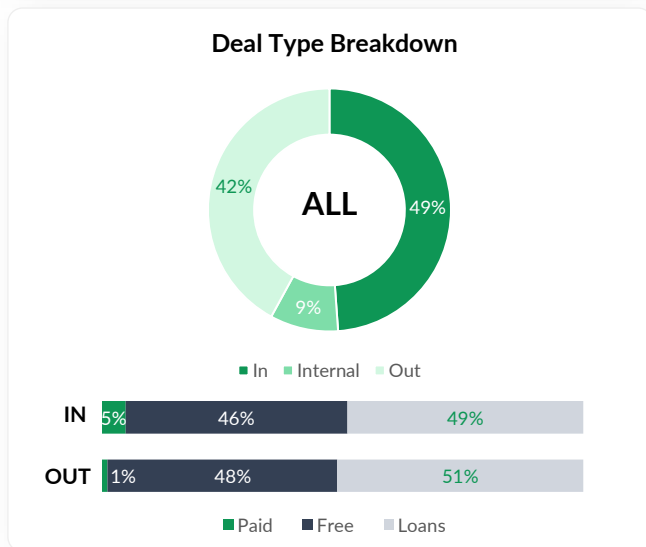
**192**  
Total Deals  
World Ranking: #30  
▼ 2022: 224




**€570K**  
Fees Received  
World Ranking: #65  
▲ 2022: €490K




**€1.4M**  
Fees Paid  
World Ranking: #74  
▲ 2022: €1.0M



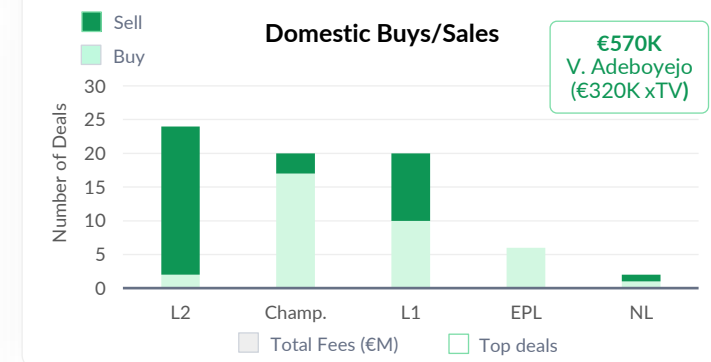
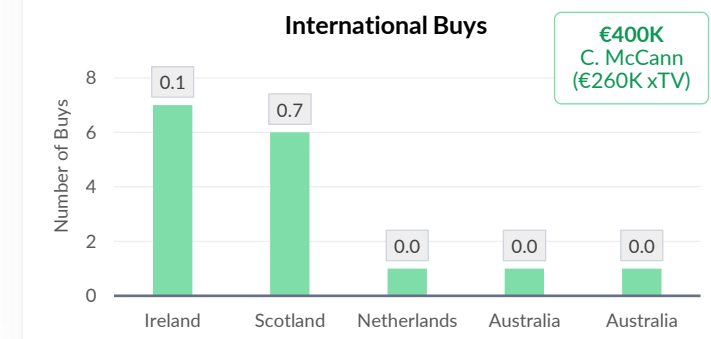
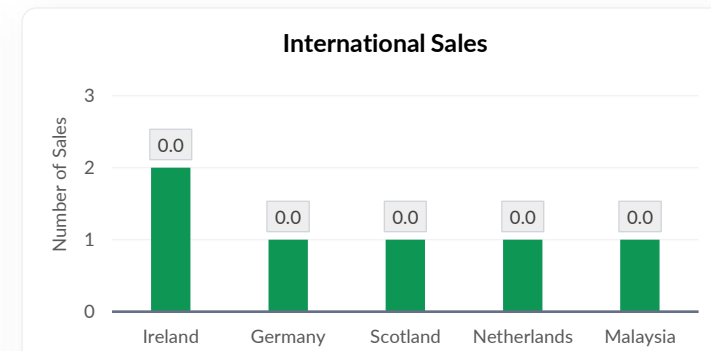
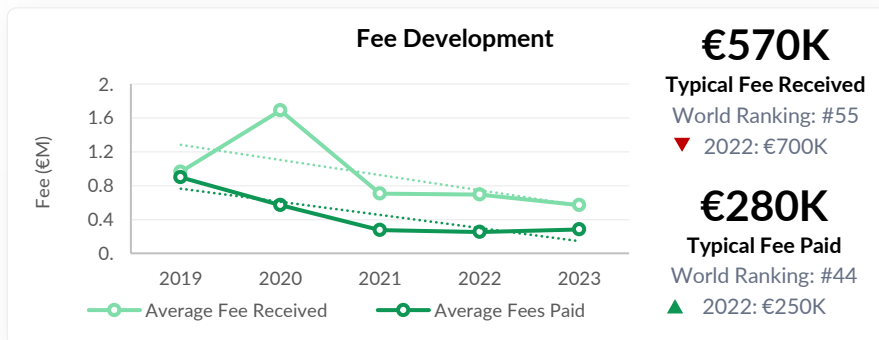
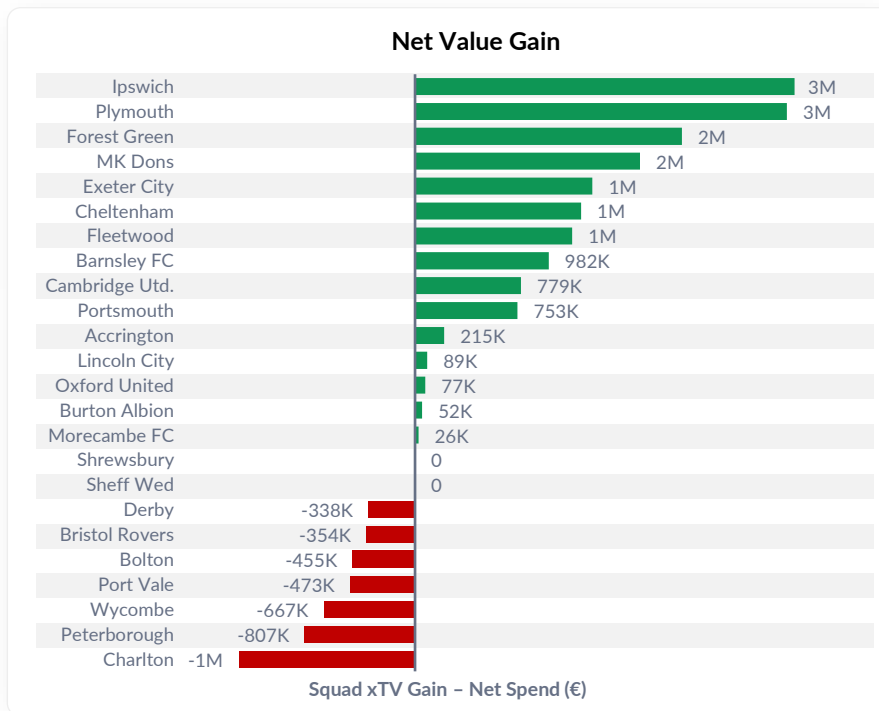
### TransferRoom Breakdown



**#4** Interest received world rank




**#8** Ads launched world rank






# Sky Bet League Two | England






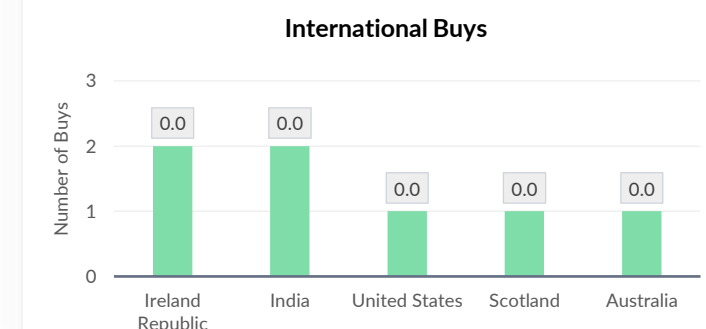
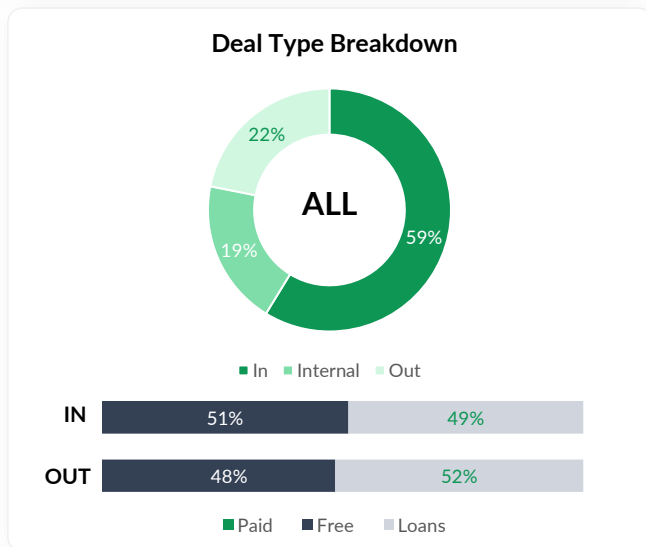
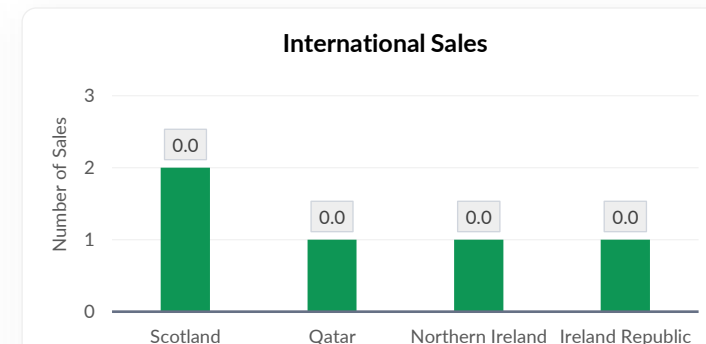
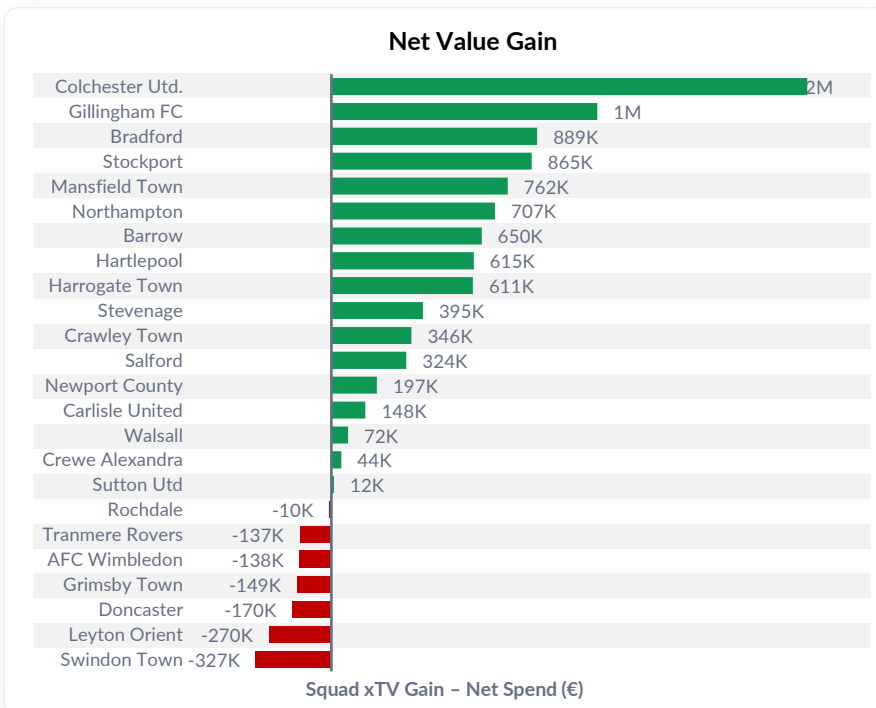
**191**  
Total Deals  
World Ranking: #32  
▼ 2022: 205




**-**  
Fees Received  
World Ranking: #101  
▼ 2022: €400K




**-**  
Fees Paid  
World Ranking: #74  
▼ 2022: €45K



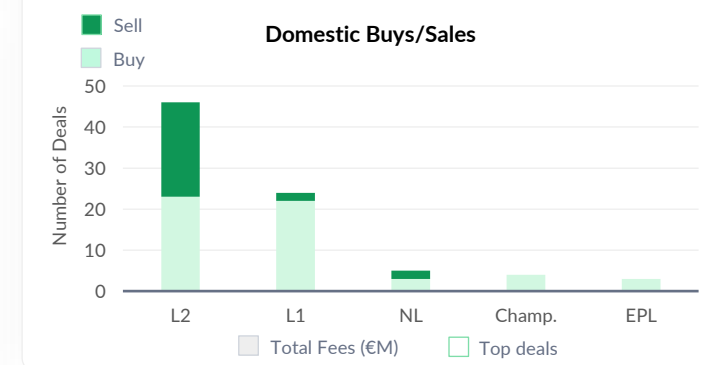
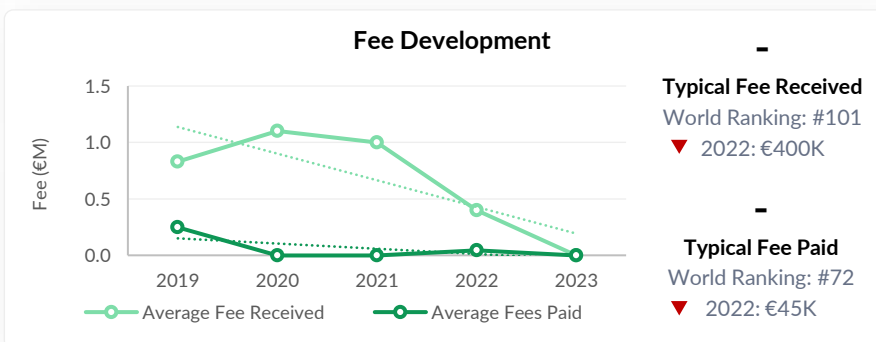
### TransferRoom Breakdown



**63%** Clubs on TransferRoom




**#5** Ads launched world rank






# Ligue 1 Uber Eats | France





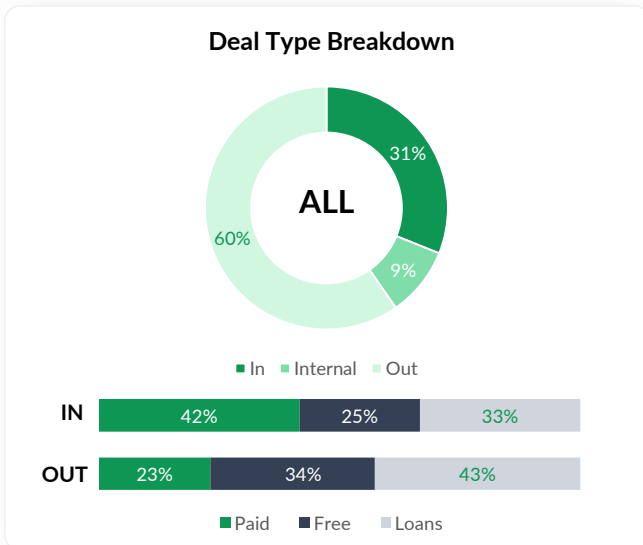
**130**  
Total Deals  
World Ranking: #48  
▲ 2022: 124




**€198M**  
Fees Received  
World Ranking: #1  
▲ 2022: €100M




**€127M**  
Fees Paid  
World Ranking: #2  
▲ 2022: €69M



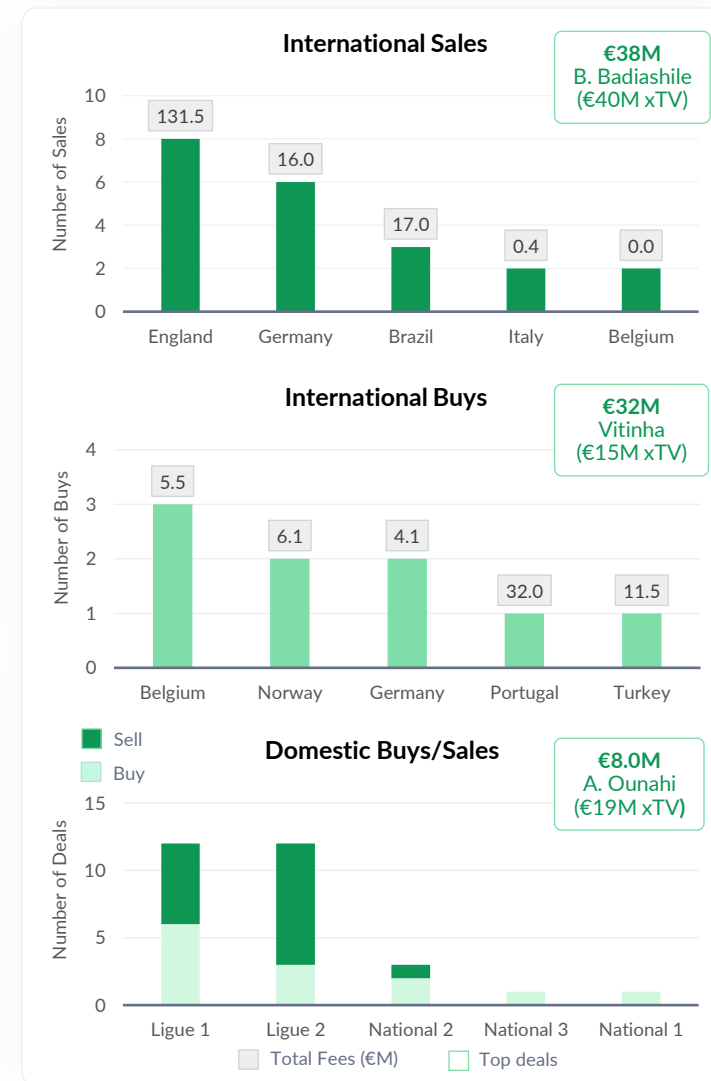
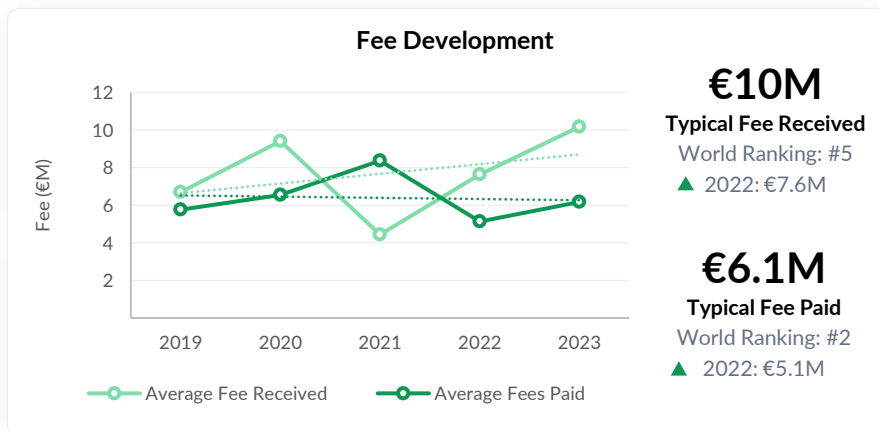
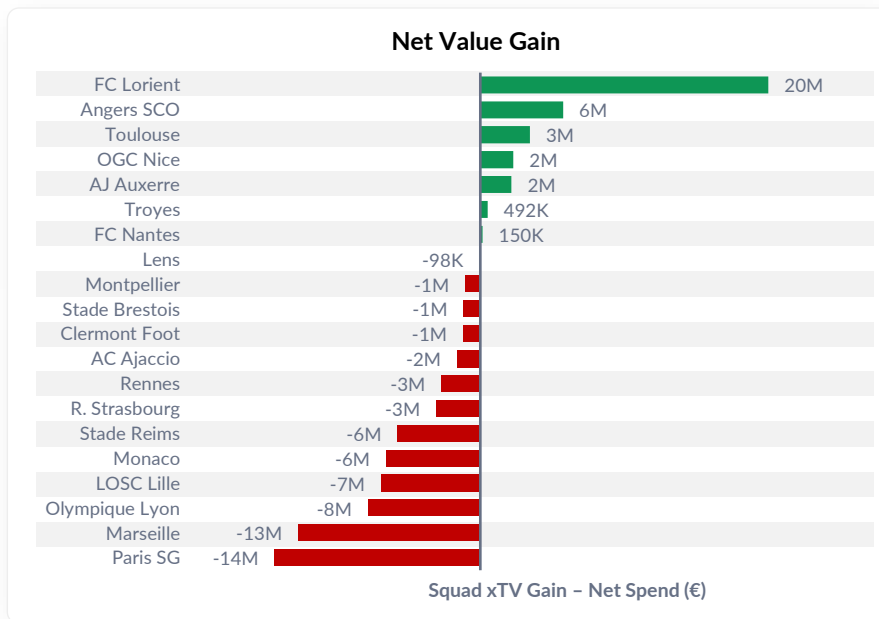
### TransferRoom Breakdown



**70%** Clubs on TransferRoom



**#3** Interest received world rank





# Ligue 2 BKT | France





**82**  
Total Deals  
World Ranking: #82  
▲ 2022: 66



**€14M**  
Fees Received  
World Ranking: #24  
▲ 2022: €5.6M



**€8M**  
Fees Paid  
World Ranking: #21  
▲ 2022: €960K

### Deal Type Breakdown

**ALL**

42% Internal, 54% ALL, 4% Out


**IN**

13% Paid, 59% Free, 28% Loans


**OUT**

14% Paid, 47% Free, 40% Loans

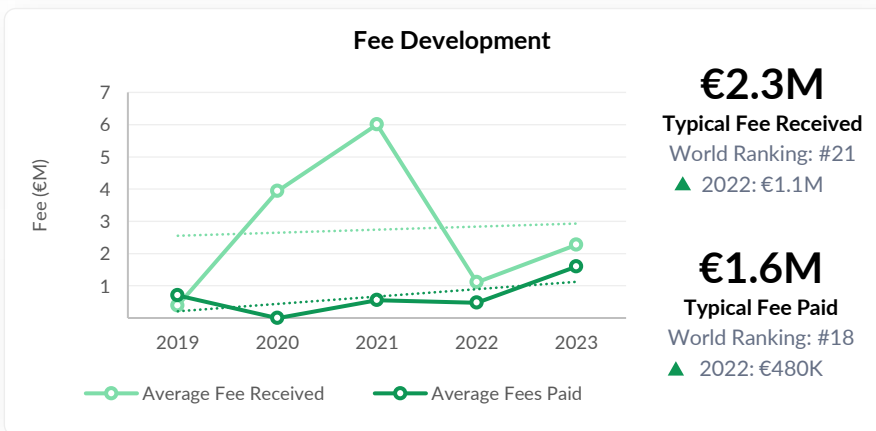
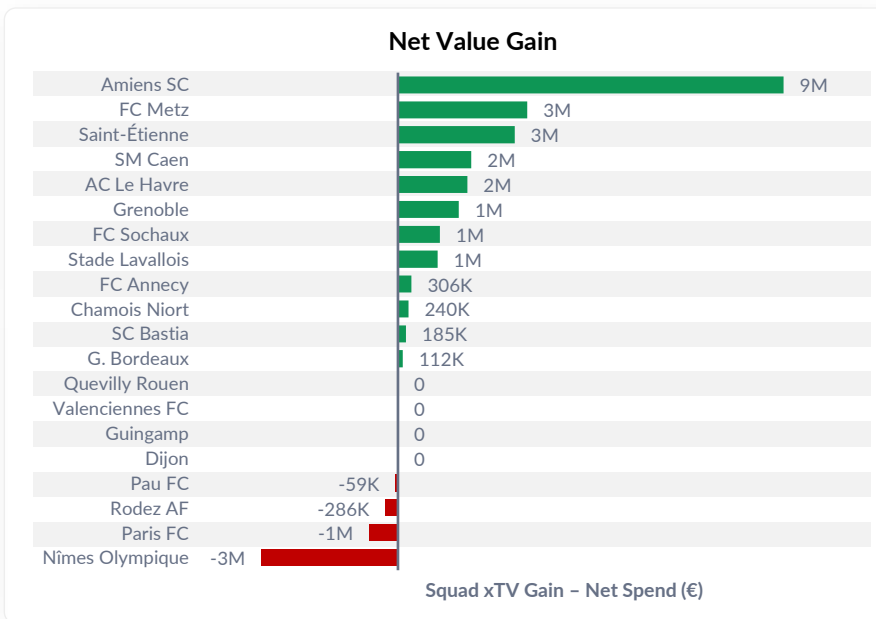
### TransferRoom Breakdown



**55%** Clubs on TransferRoom



**#10** Pitches sent world rank



### International Sales

**€5.5M**  
T. Arokodare (€4M xTV)

### International Buys

**€2.0M**  
A. Pitu (€1M xTV)

### Domestic Buys/Sales

**€6.0M**  
K. Kouyate (€3M xTV)



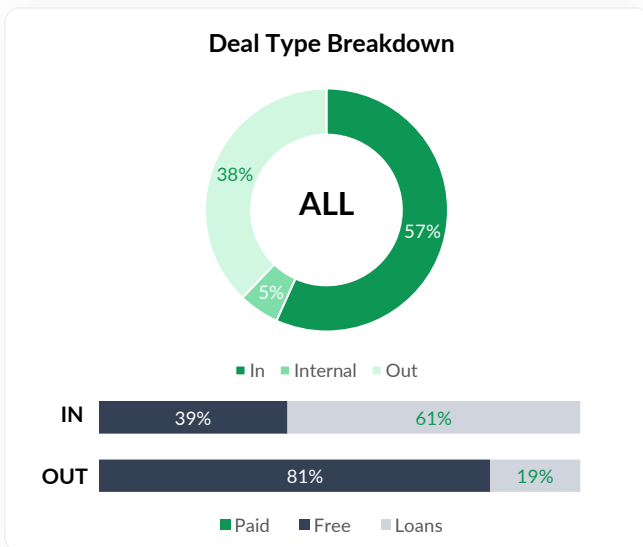
# Championnat National | France



**39**  
Total Deals  
World Ranking: #141  
▼ 2022: 53

**-**  
Fees Received  
World Ranking: #101  
2022: -

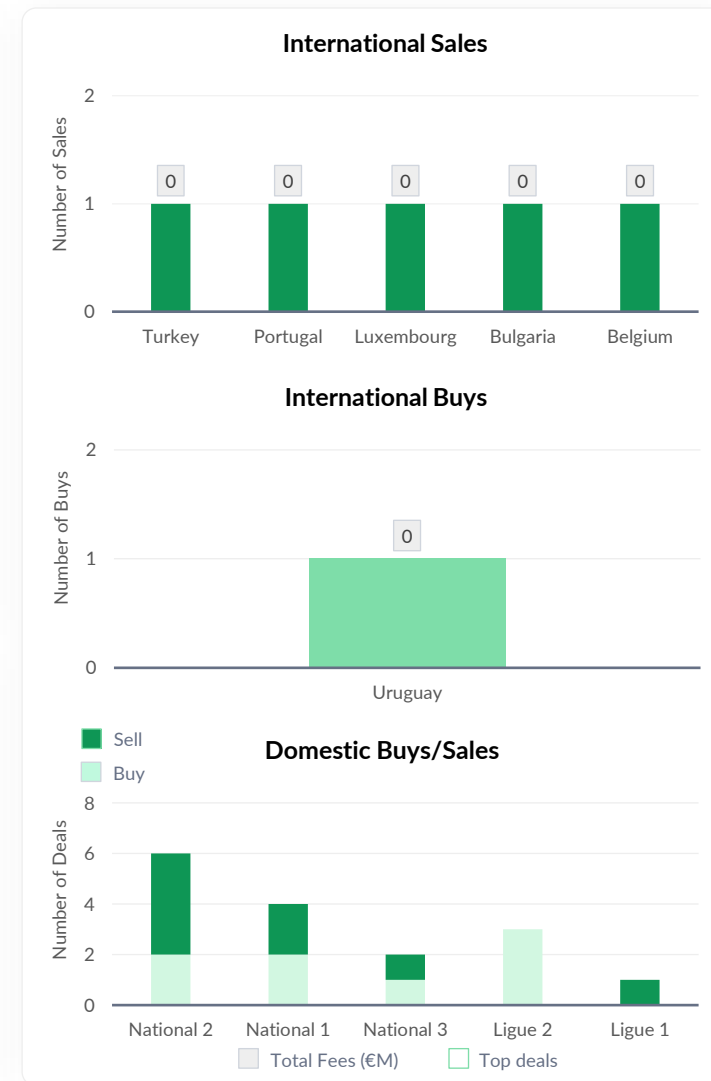
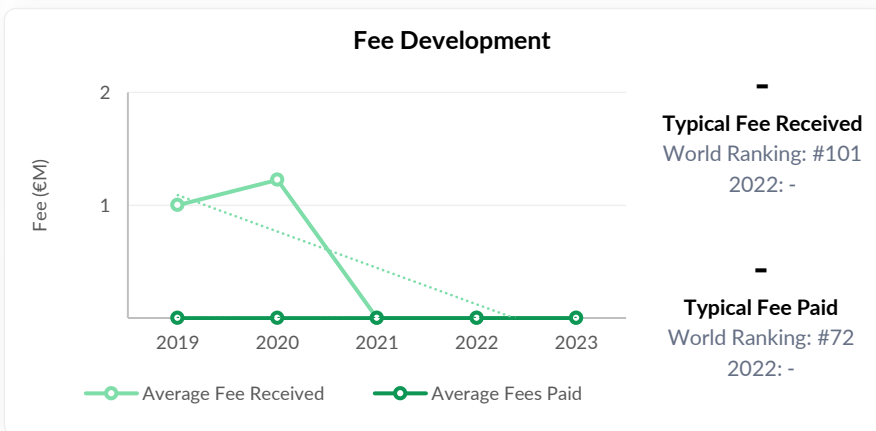
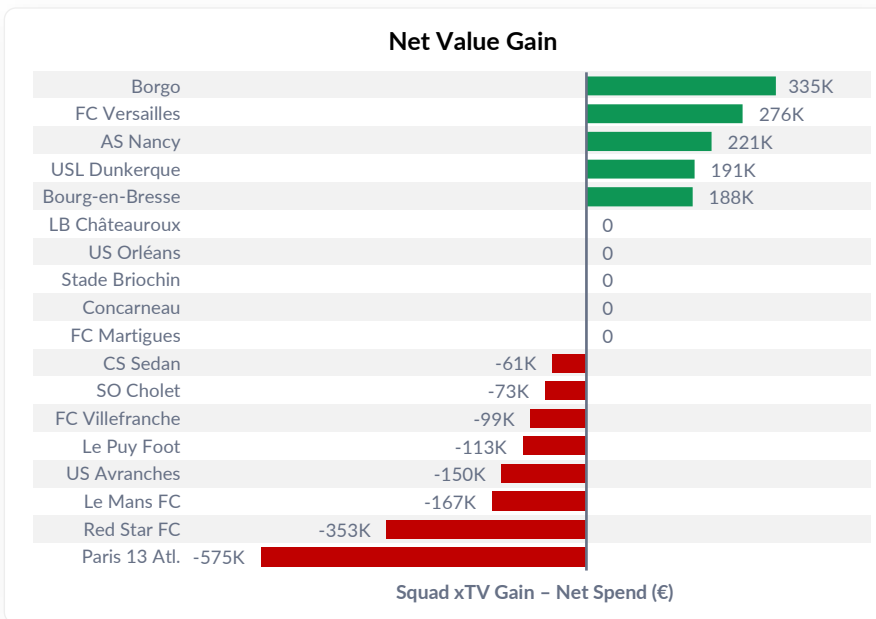
**-**  
Fees Paid  
World Ranking: #74  
2022: -



### TransferRoom Breakdown

**76** Diff. leagues sending pitch


**105** Intl. clubs connected with






# Bundesliga | Germany






**127**  
Total Deals  
World Ranking: #51  
▼ 2022: 136



**€66M**  
Fees Received  
World Ranking: #8  
▲ 2022: €59M



**€67M**  
Fees Paid  
World Ranking: #4  
▲ 2022: €62M

### Deal Type Breakdown

**ALL**

57% In 32% Out 11%

**IN**


51% 18% 31%

**OUT**

18% 42% 40%

■ In ■ Internal ■ Out  
■ Paid ■ Free ■ Loans

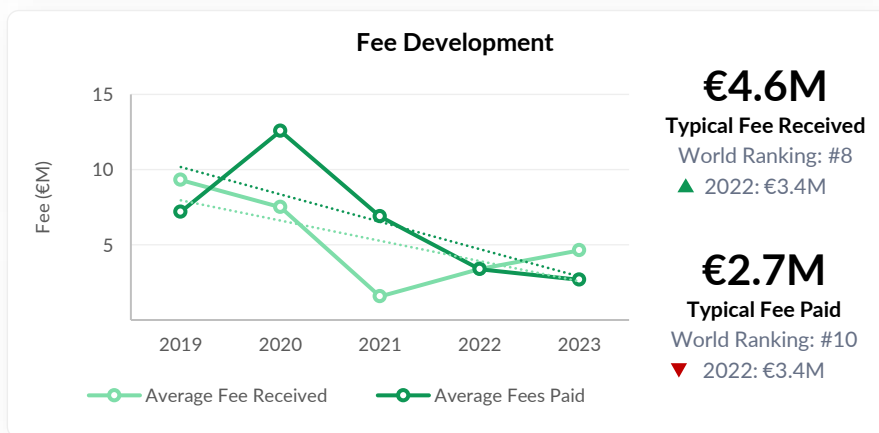
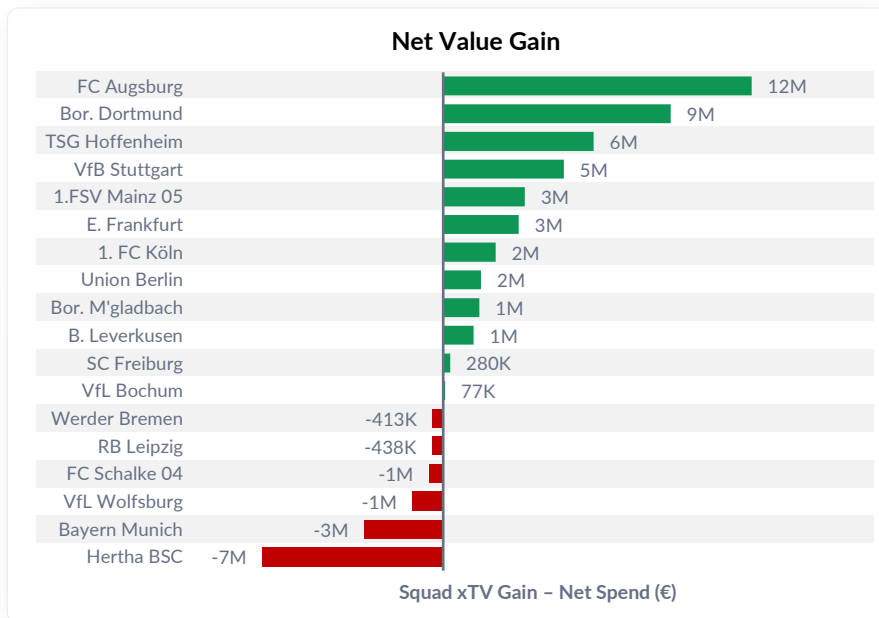
### TransferRoom Breakdown



**56%** Clubs on TransferRoom



**48** Diff. leagues sending pitch



### International Sales

Number of Sales

**€28M**  
G. Rutter (€26M xTV)

### International Buys

Number of Buys

**€9.0M**  
J. Omlin (€5M xTV)

### Domestic Buys/Sales


■ Sell ■ Buy  
■ Total Fees (€M) ■ Top deals

**€8.0M**  
Y. Sommer (€2M xTV)




# 2. Bundesliga | Germany






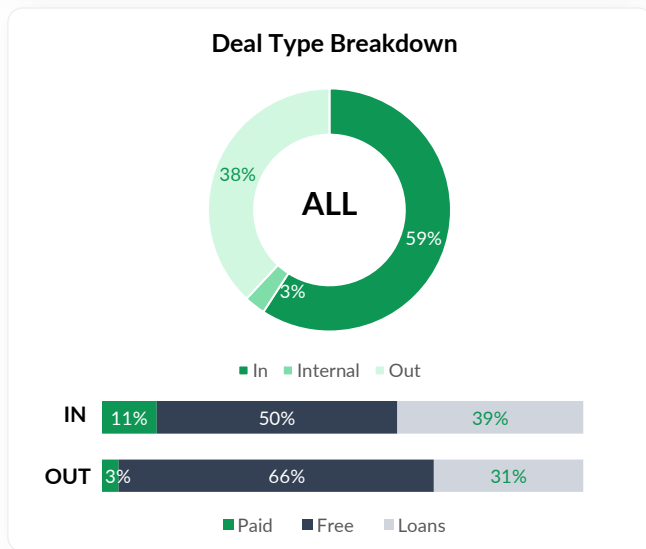
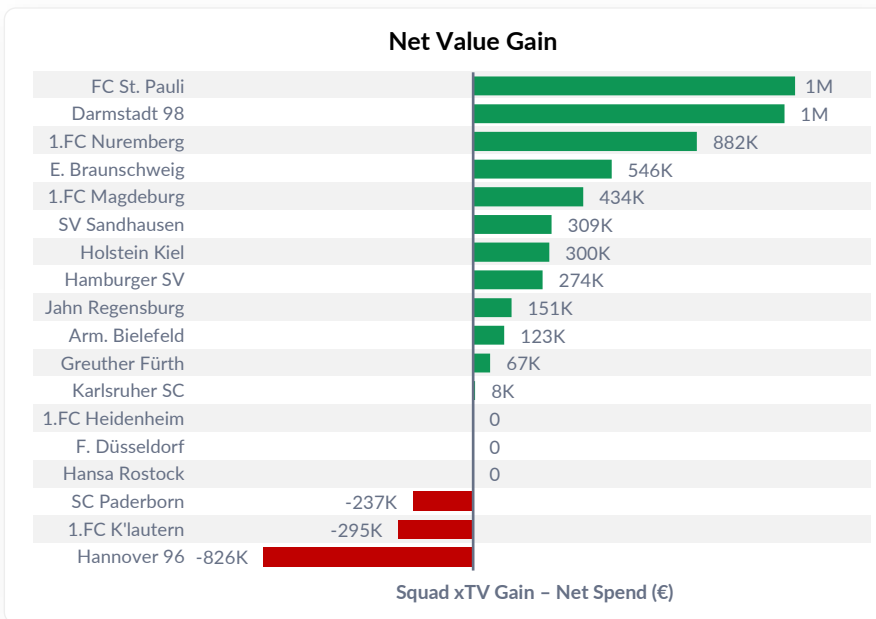
**73**  
Total Deals  
World Ranking: #98  
▼ 2022: 112



**€150K**  
Fees Received  
World Ranking: #80  
▼ 2022: €2.9M



**€2.0M**  
Fees Paid  
World Ranking: #36  
▲ 2022: €1.4M



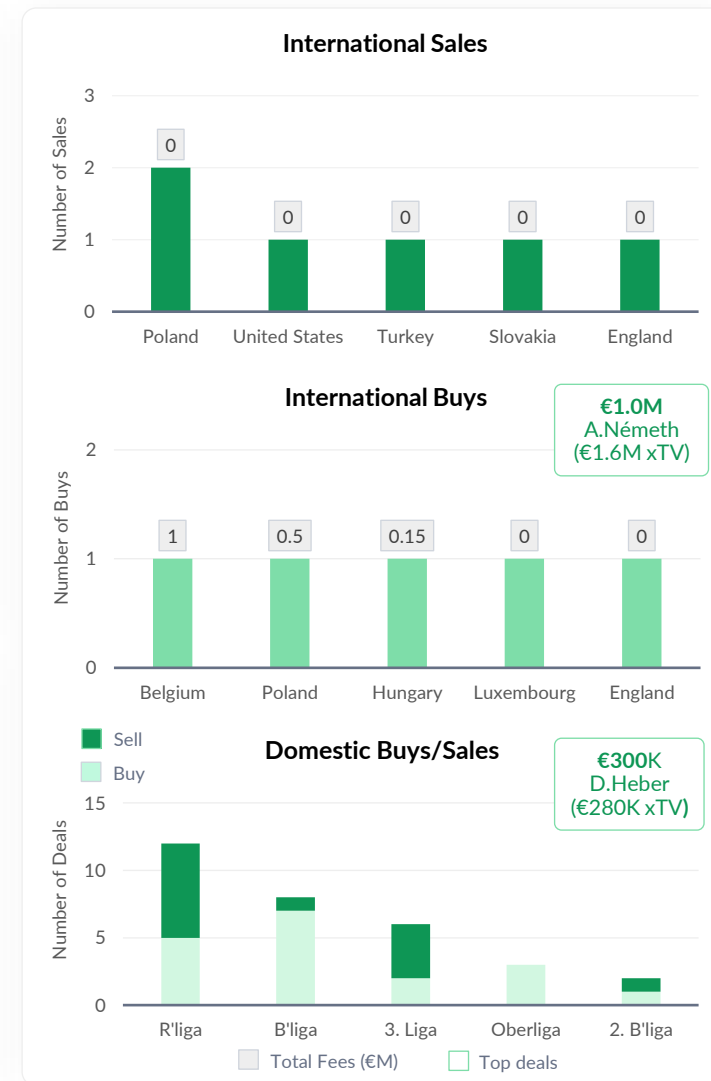
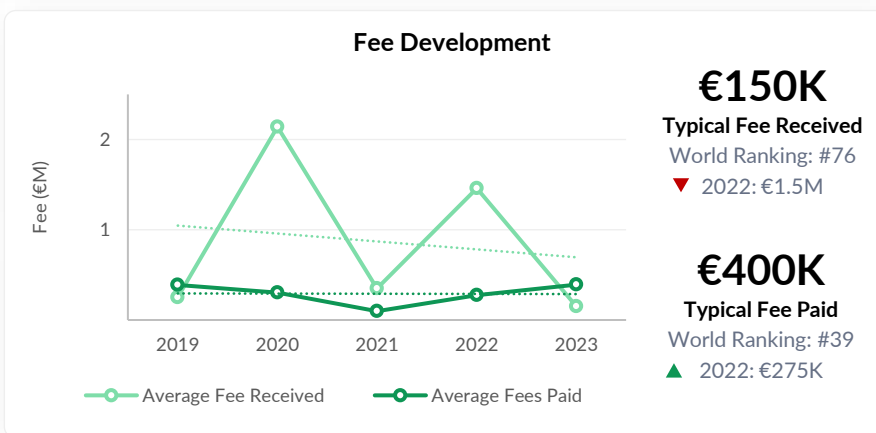
### TransferRoom Breakdown



**#13**  
Profile views world rank




**369**  
Club connections






# 3. Liga | Germany






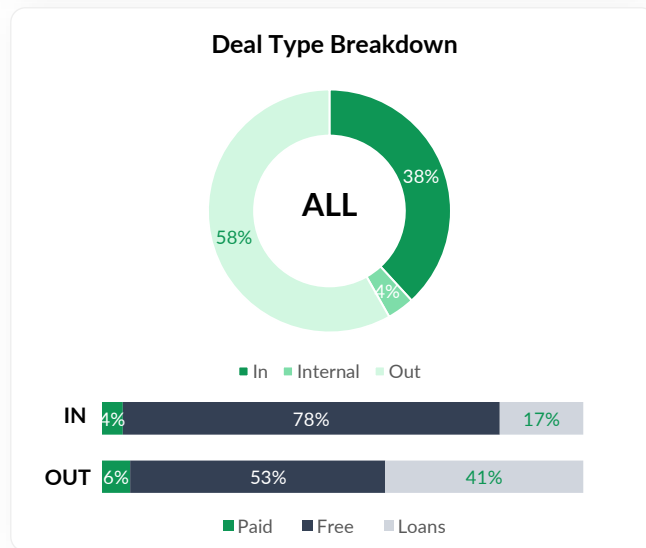
**57**  
Total Deals  
World Ranking: #119  
▼ 2022: 82



**€450K**  
Fees Received  
World Ranking: #70  
▲ 2022: €250K



**€350K**  
Fees Paid  
World Ranking: #51  
▲ 2022: €285K

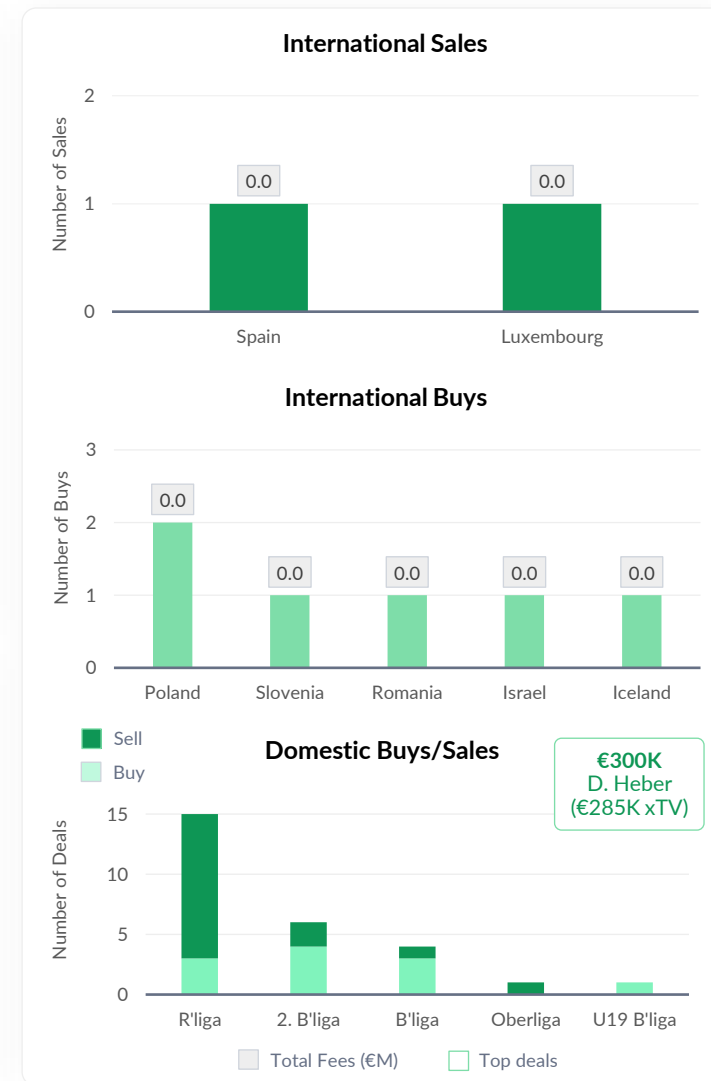
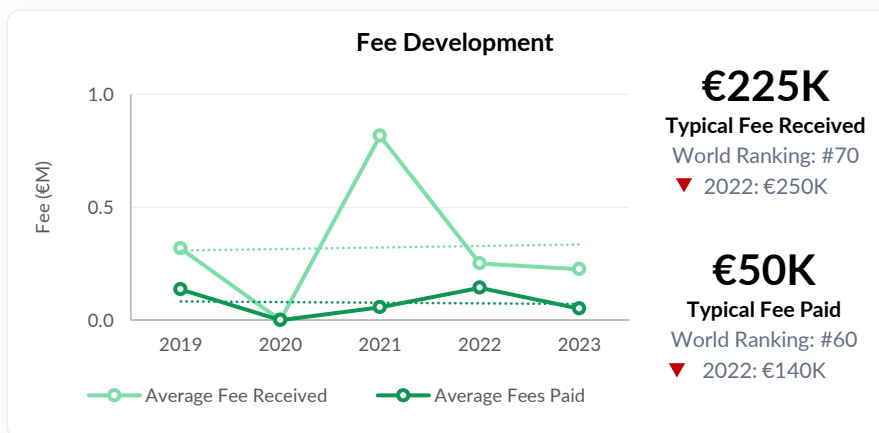
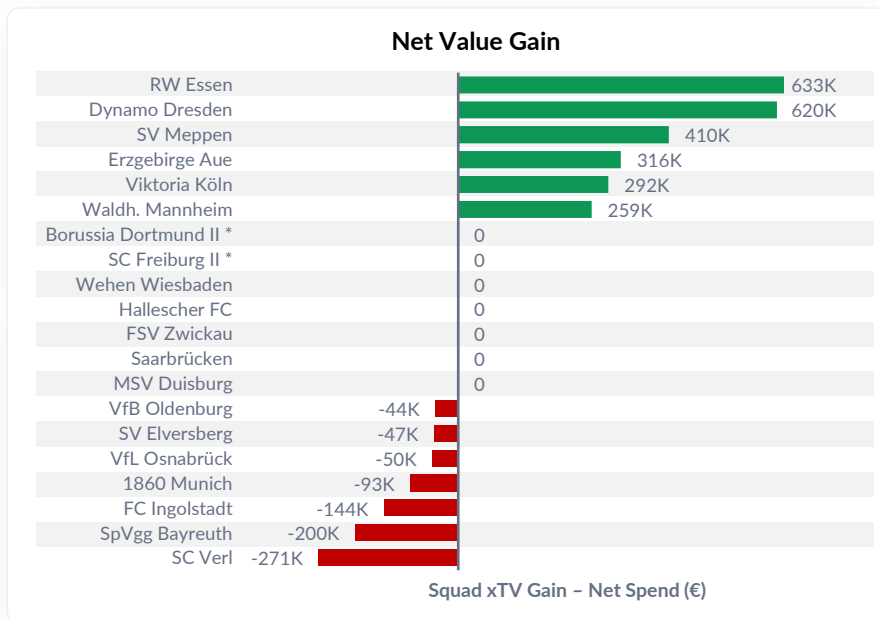


### TransferRoom Breakdown



**100%** Clubs on TransferRoom


**#12** Interest sent world rank






# Super League | Greece






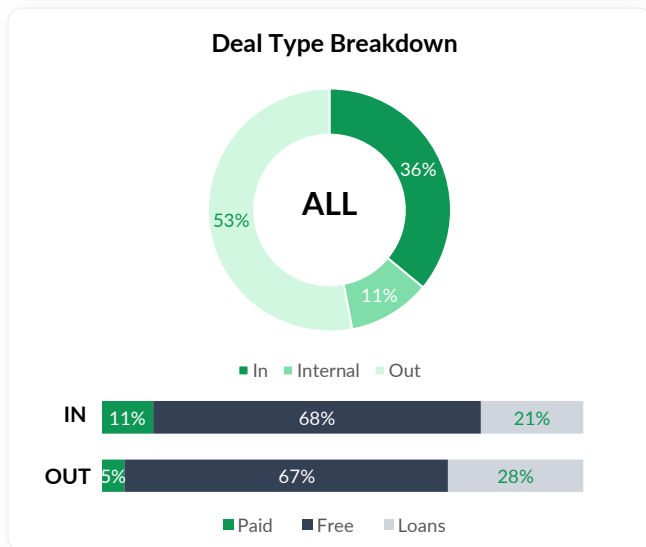
**111**  
Total Deals  
World Ranking: #62  
▲ 2022: 85




**€3.7M**  
Fees Received  
World Ranking: #40  
▼ 2022: €4.9M




**€6.3M**  
Fees Paid  
World Ranking: #24  
▲ 2022: €5.4M



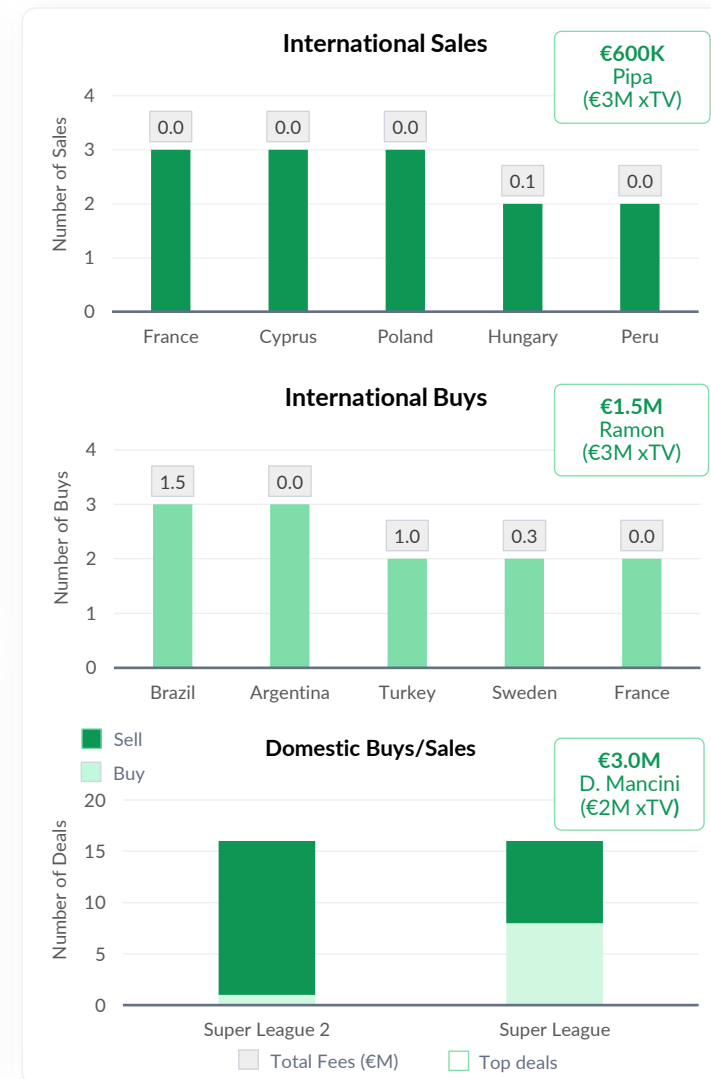
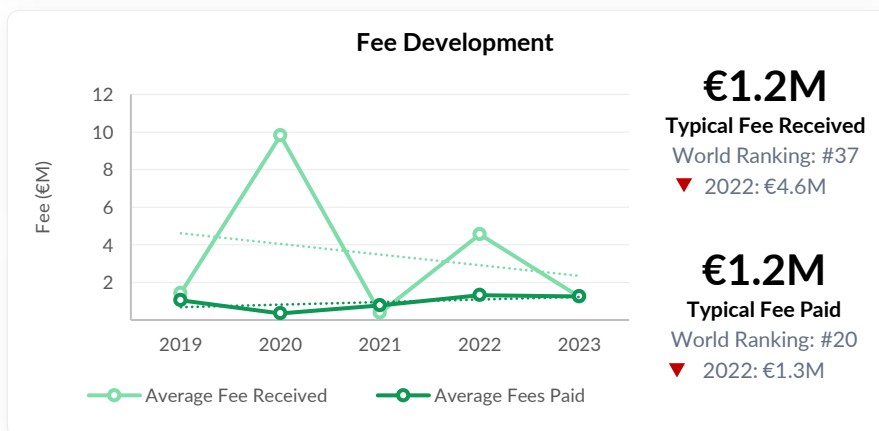
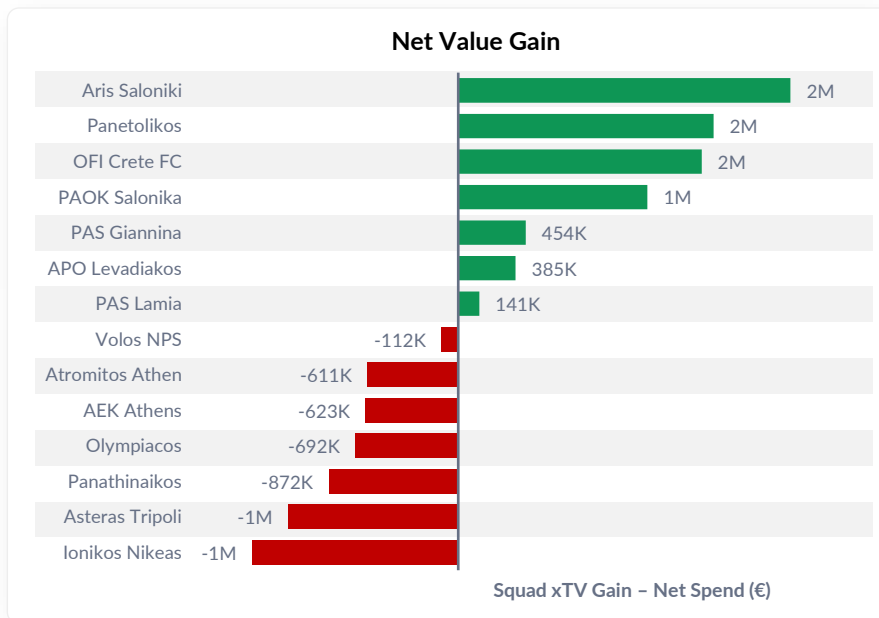
### TransferRoom Breakdown



**#2**  
Interest sent world rank




**#22**  
Ads launched world rank






# OTP Bank Liga | Hungary






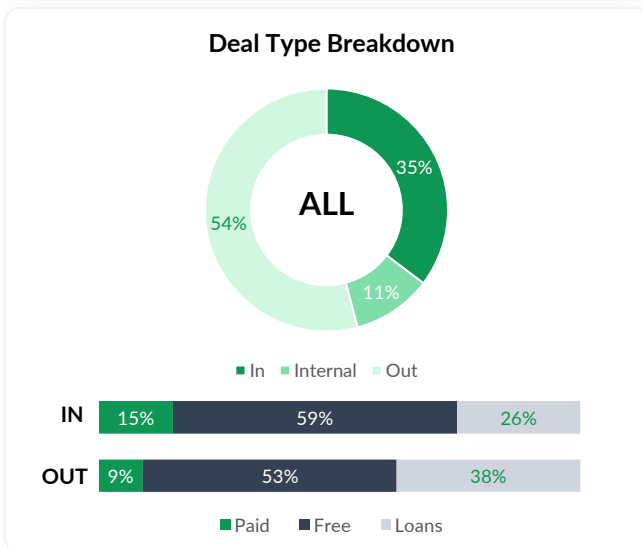
**94**  
Total Deals  
World Ranking: #109  
▼ 2022: 118




**€5.3M**  
Fees Received  
World Ranking: #34  
▼ 2022: €7.1M



**€2.8M**  
Fees Paid  
World Ranking: #32  
▼ 2022: €6.3M



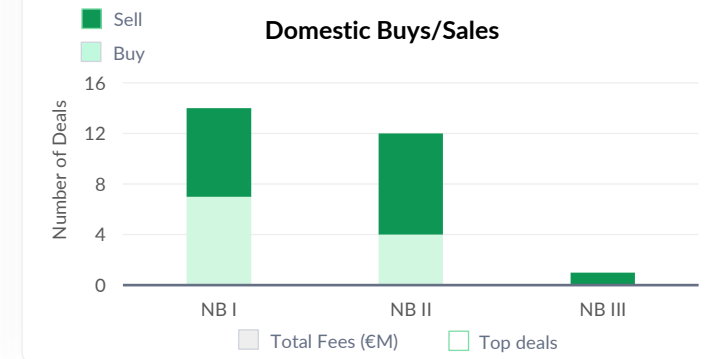
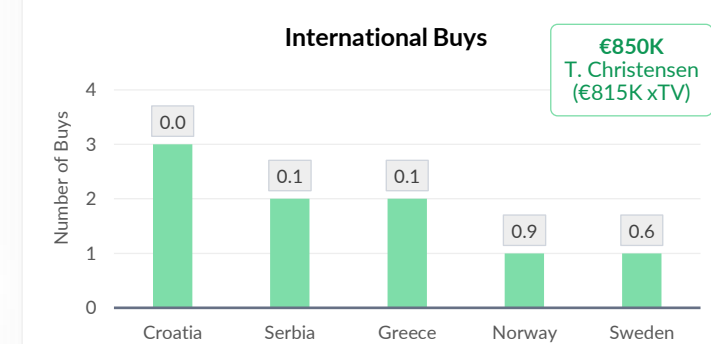
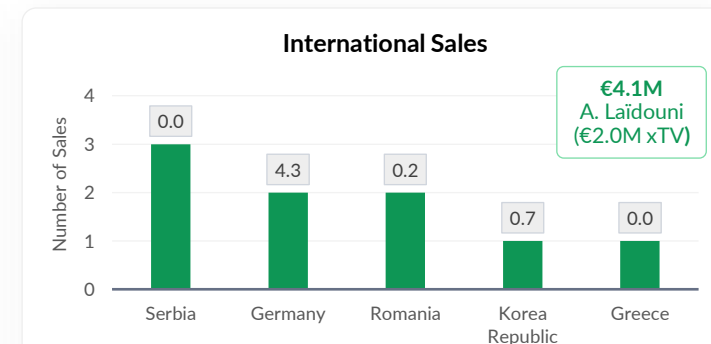
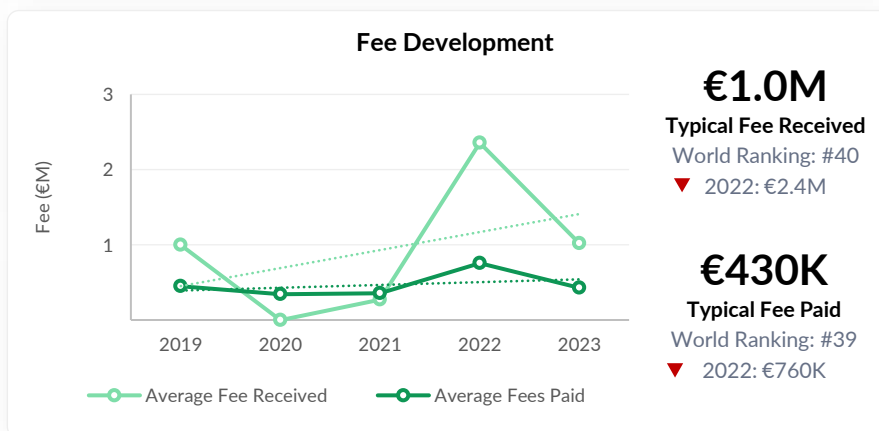
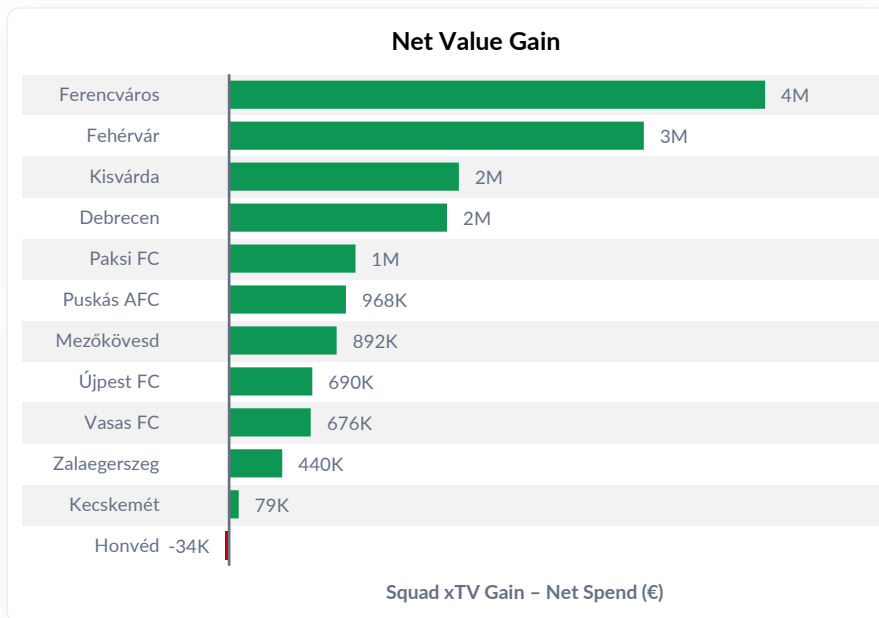
### TransferRoom Breakdown



**#25**  
Interest sent world rank




**82**  
Diff. leagues sending pitch






# Serie A | Italy






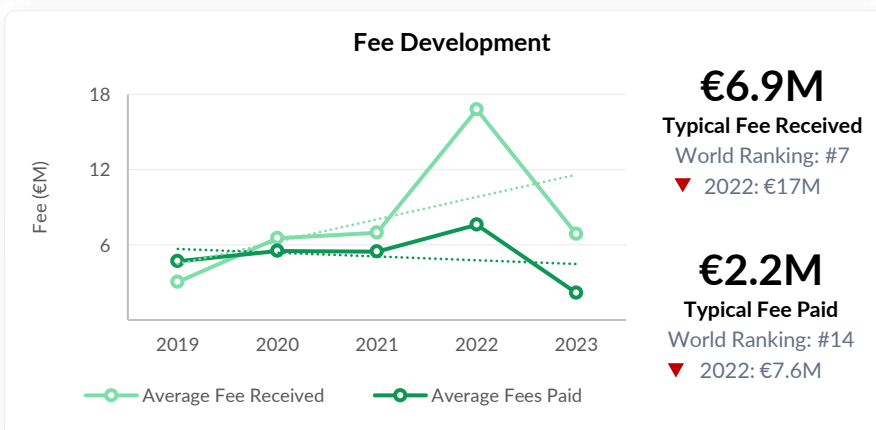
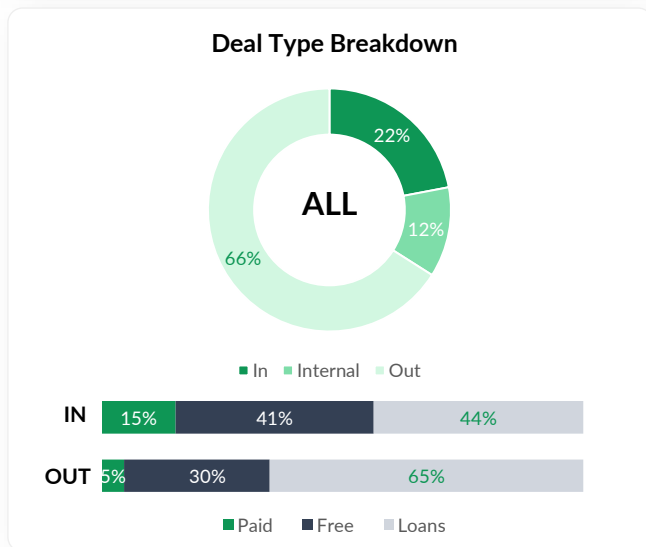
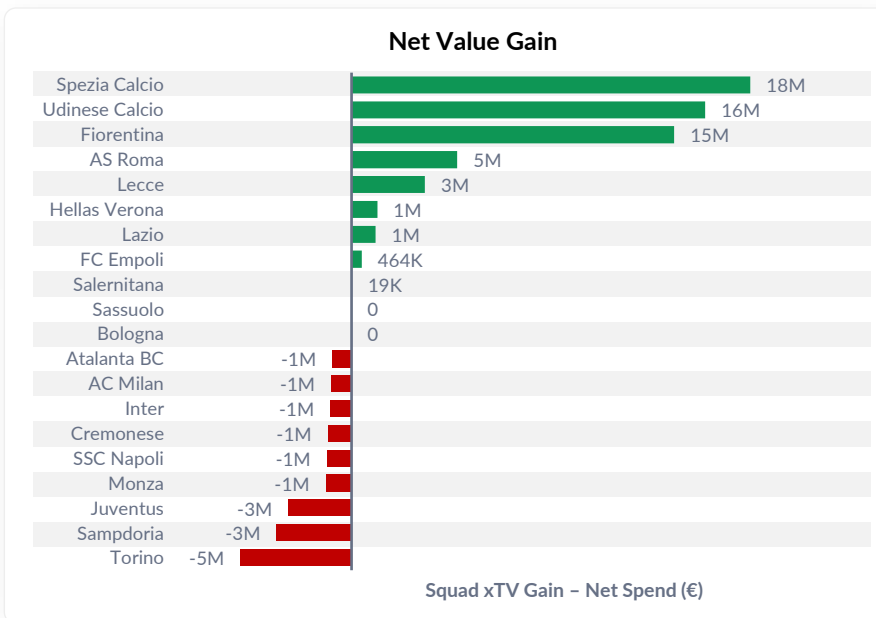
**280**  
Total Deals  
World Ranking: #12  
▼ 2022: 356



**€64M**  
Fees Received  
World Ranking: #9  
▼ 2022: €132M



**€31M**  
Fees Paid  
World Ranking: #10  
▼ 2022: €184M



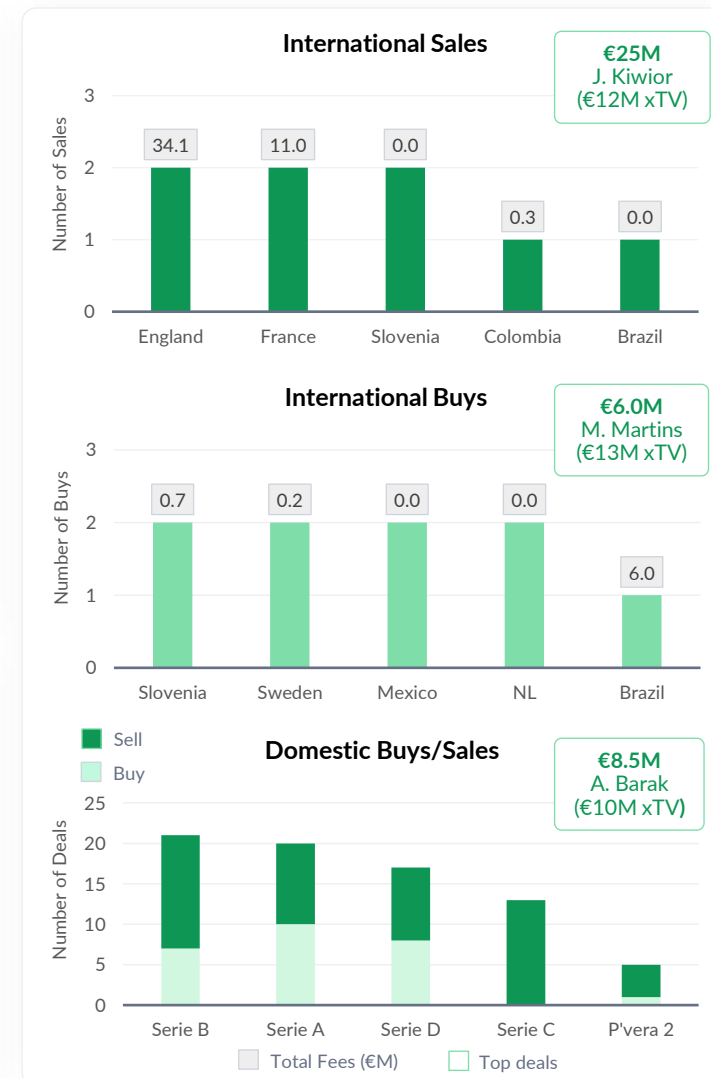
### TransferRoom Breakdown



**#4** Profile views world rank




**34** Leagues pitched to






# J1 League | Japan






**286**  
Total Deals  
World Ranking: #28  
▼ 2022: 363



**€3.2M**  
Fees Received  
World Ranking: #44  
▼ 2022: €12M



**€4.7M**  
Fees Paid  
World Ranking: #29  
▼ 2022: €12M

### Deal Type Breakdown

**ALL**

51% In 30% Out 19%

**IN**

3% Paid 84% Free 13% Loans

**OUT**

1% Paid 63% Free 36% Loans

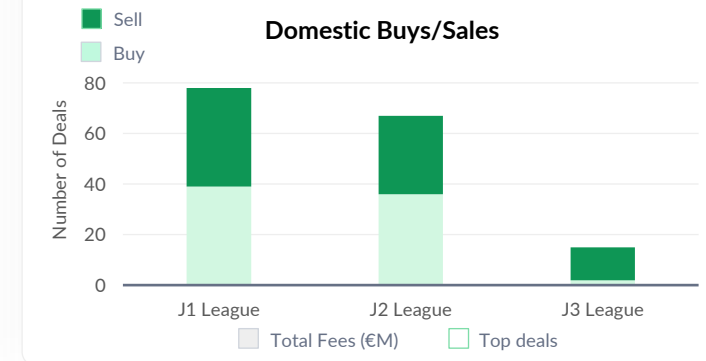
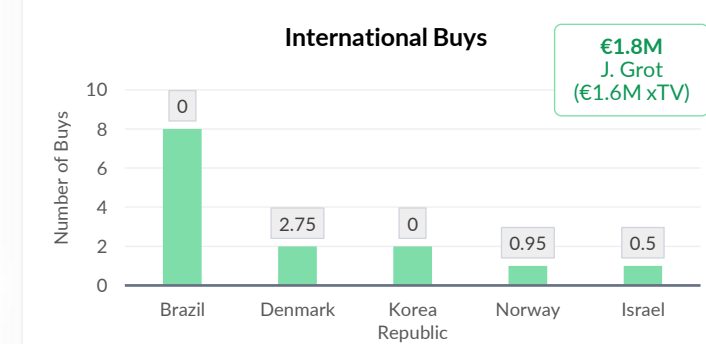
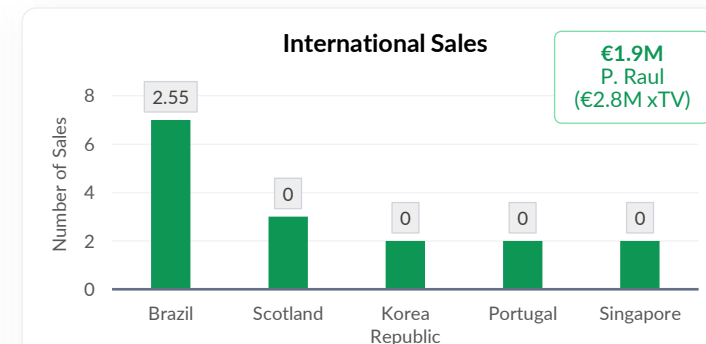
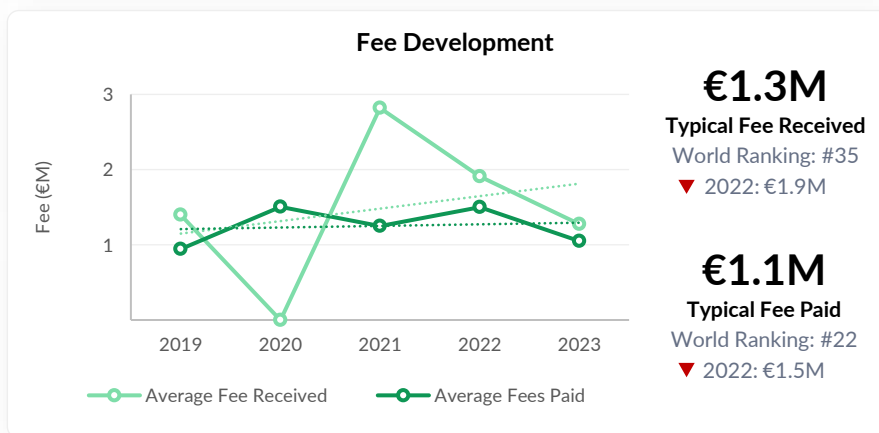
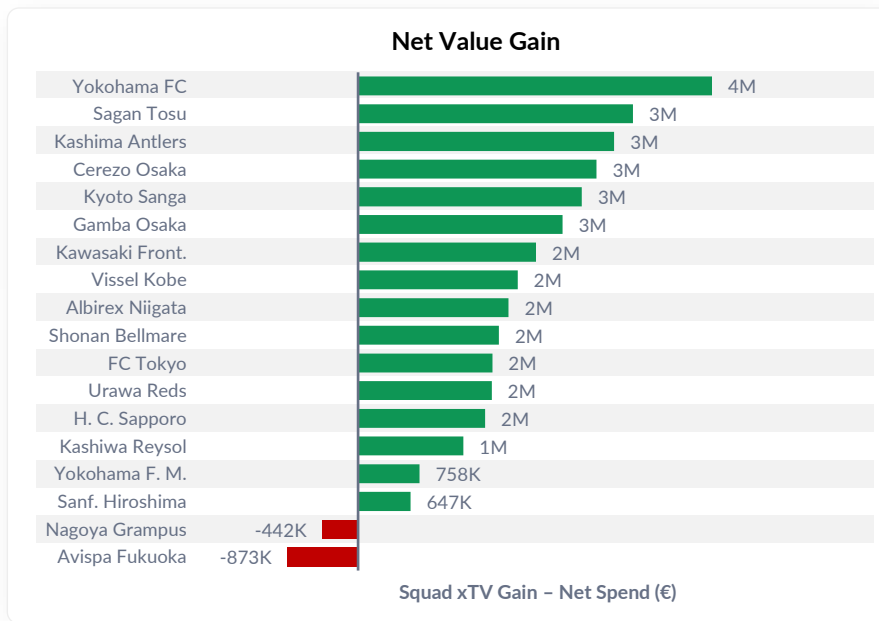
### TransferRoom Breakdown



**47** Players represented by Trusted Agents




**313** Player Profile views






# K League 1 | Korea Republic






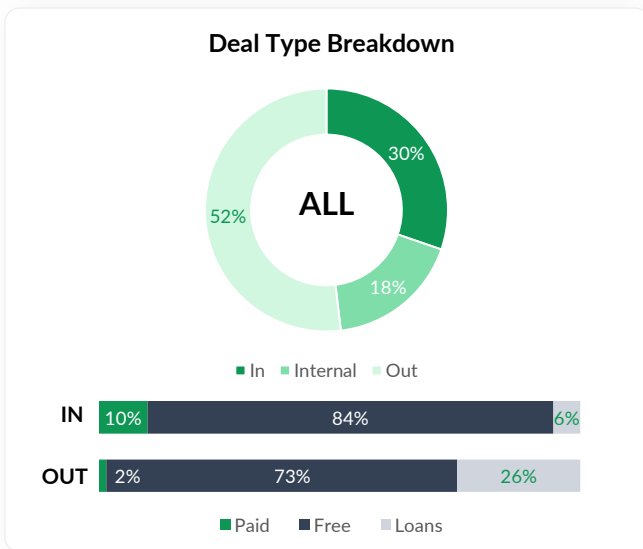
**218**  
Total Deals  
World Ranking: #45  
▼ 2022: 256




**€3.1M**  
Fees Received  
World Ranking: #45  
▼ 2022: €5.6M




**€5.8M**  
Fees Paid  
World Ranking: #27  
▲ 2022: €4.3M



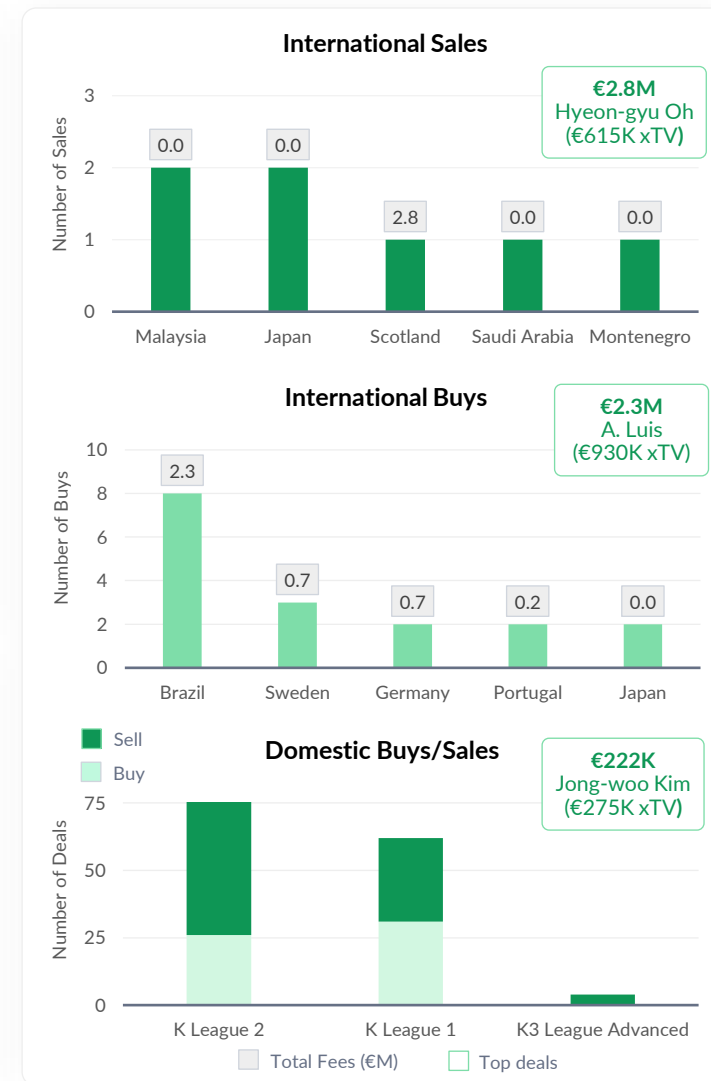
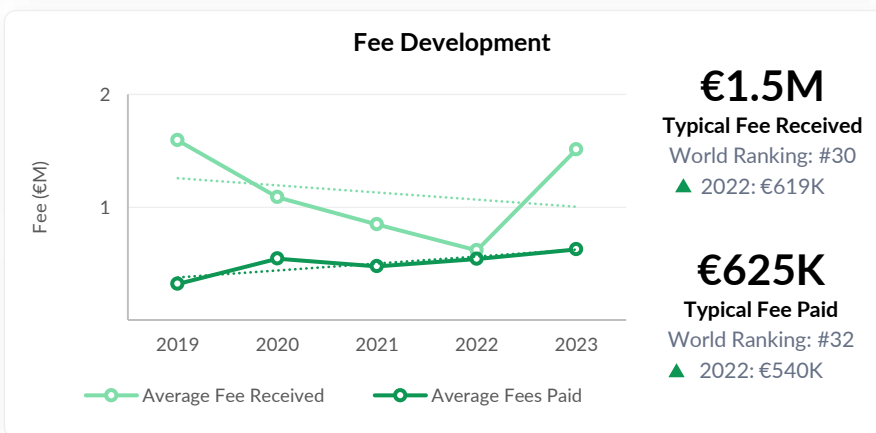
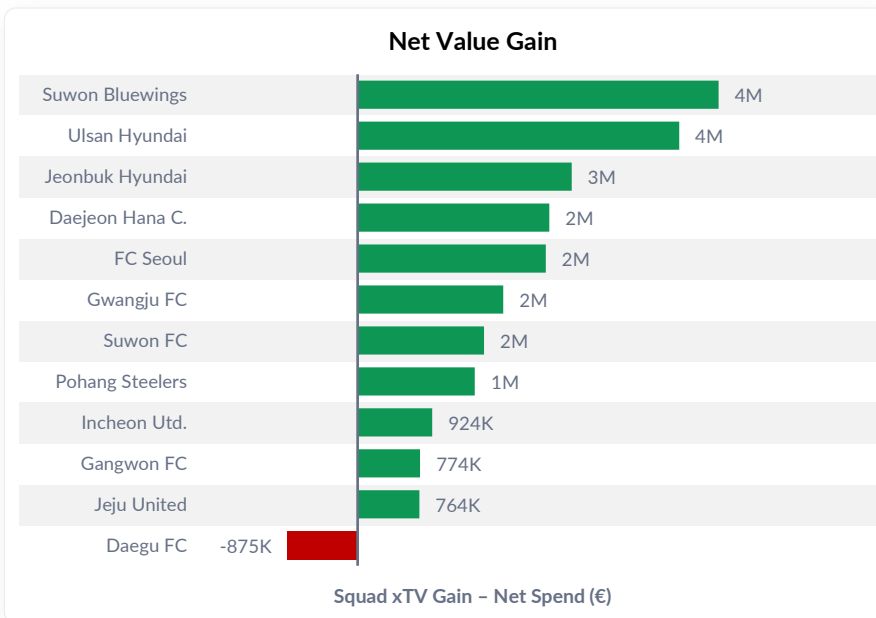
### TransferRoom Breakdown



**174** Player Profile views




**#60** Plus Pitches sent world rank






# Liga MX | Mexico






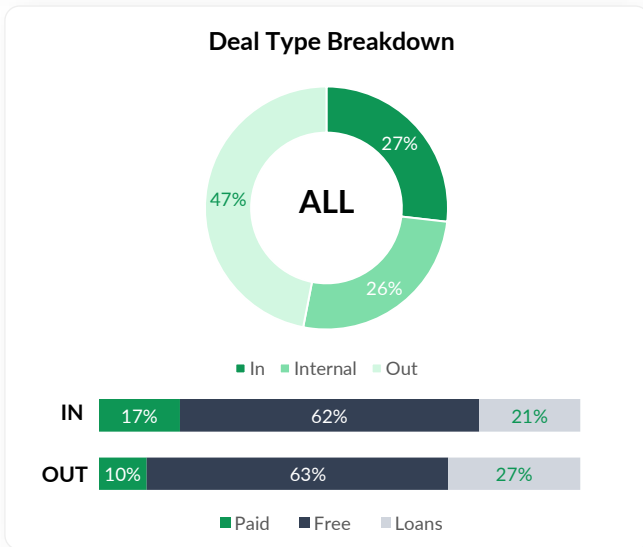
**226**  
Total Deals  
World Ranking: #19  
▼ 2022: 246



**€55M**  
Fees Received  
World Ranking: #12  
▼ 2022: €60M



**€60M**  
Fees Paid  
World Ranking: #5  
▲ 2022: €56M



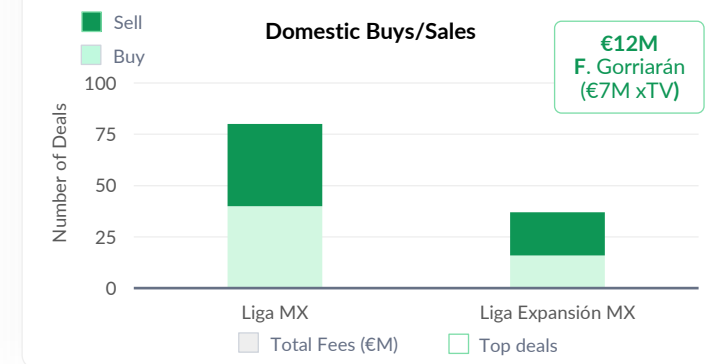
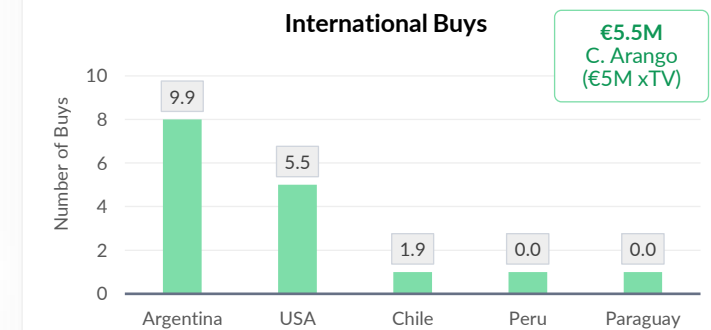
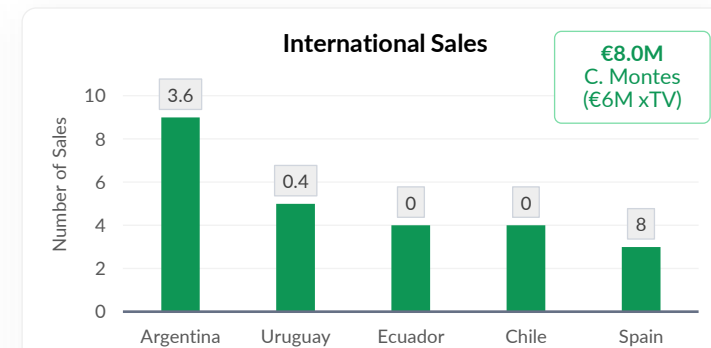
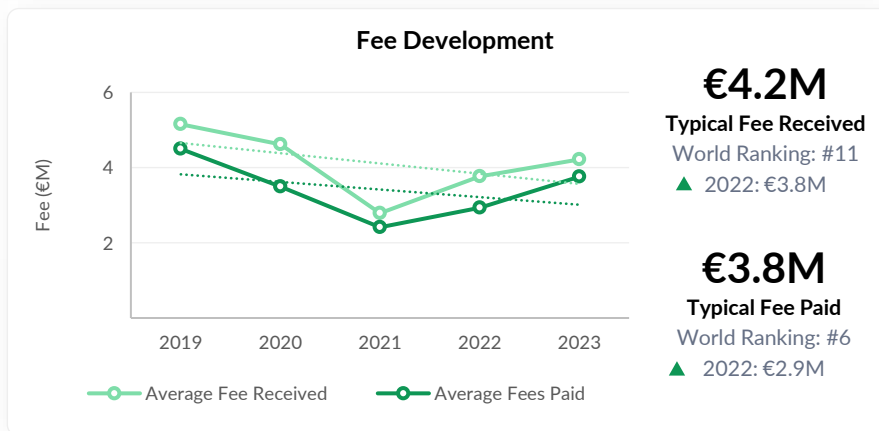
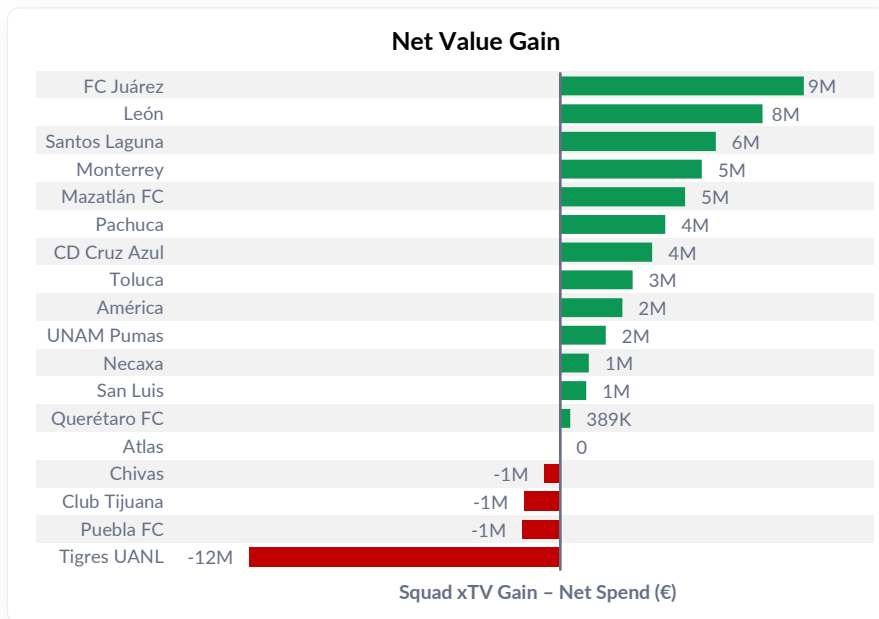
### TransferRoom Breakdown



**100%** Clubs on TransferRoom



**#7** Plus Pitches sent world rank





# Eredivisie | Netherlands





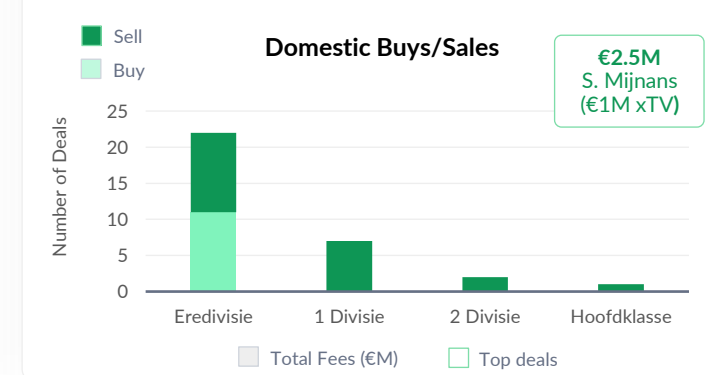
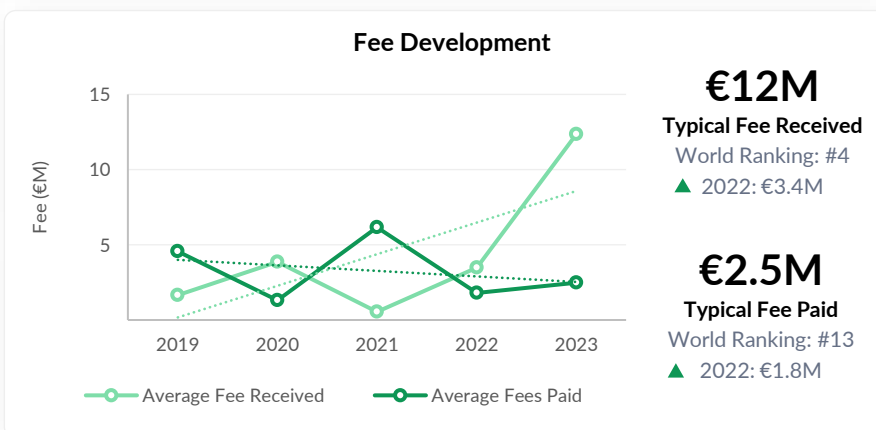
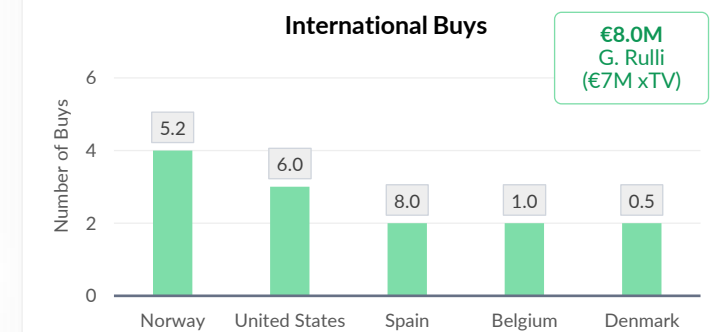
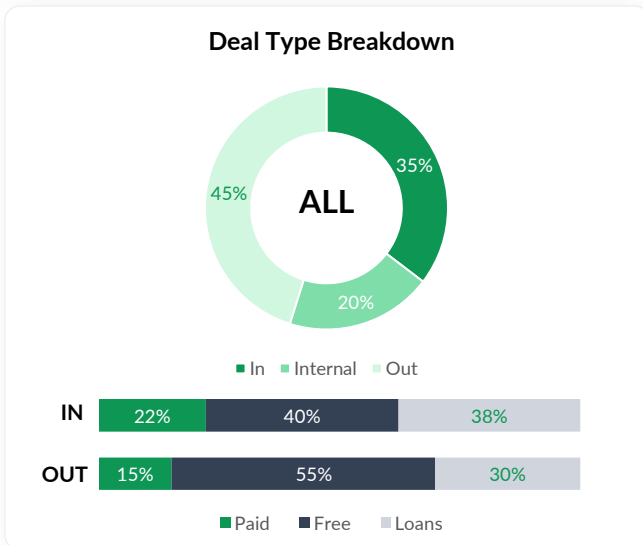
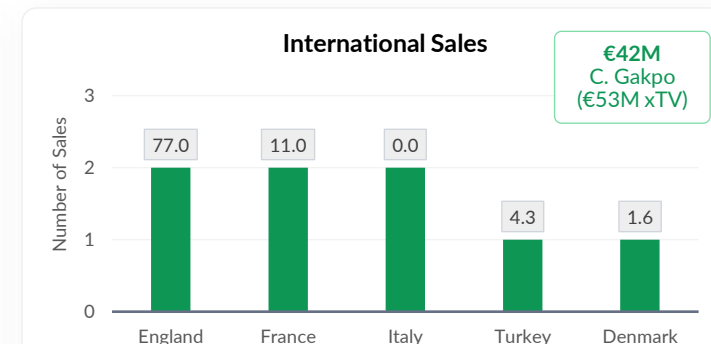
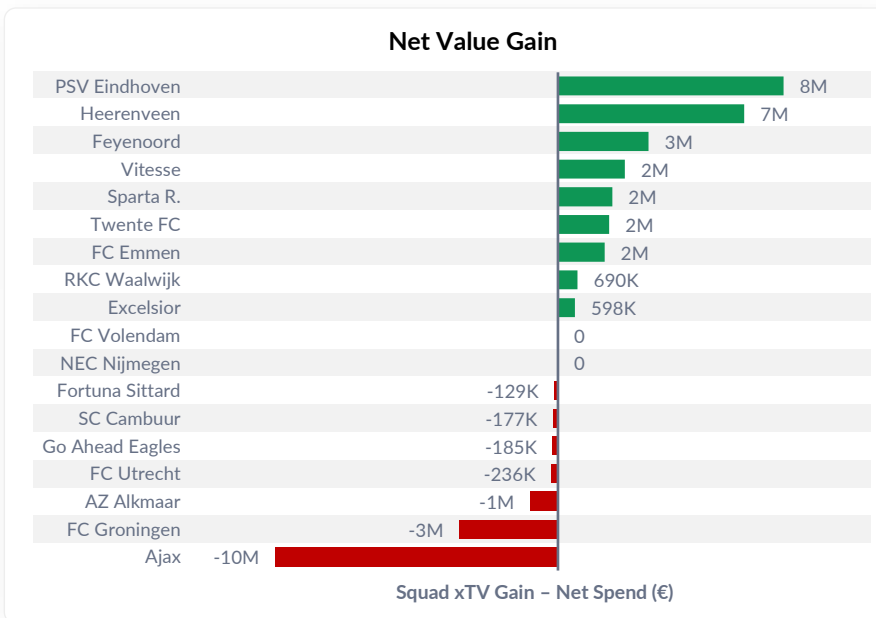
**98**  
Total Deals  
World Ranking: #72  
▼ 2022: 110



**€99M**  
Fees Received  
World Ranking: #5  
▲ 2022: €32M



**€25M**  
Fees Paid  
World Ranking: #14  
▲ 2022: €16M



### TransferRoom Breakdown


**67%** Clubs on TransferRoom

**#1** Profile views world rank




# Eliteserien | Norway






**212**  
Total Deals  
World Ranking: #48  
▲ 2022: 217

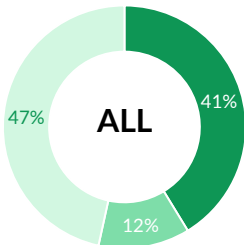


**€49M**  
Fees Received  
World Ranking: #14  
▲ 2022: €24M



**€15M**  
Fees Paid  
World Ranking: #18  
▲ 2022: €5.4M

### Deal Type Breakdown



**ALL**

47% In 41% Out 12% Internal

**IN**

30% Paid
58% Free
12% Loans

**OUT**

24% Paid
55% Free
21% Loans

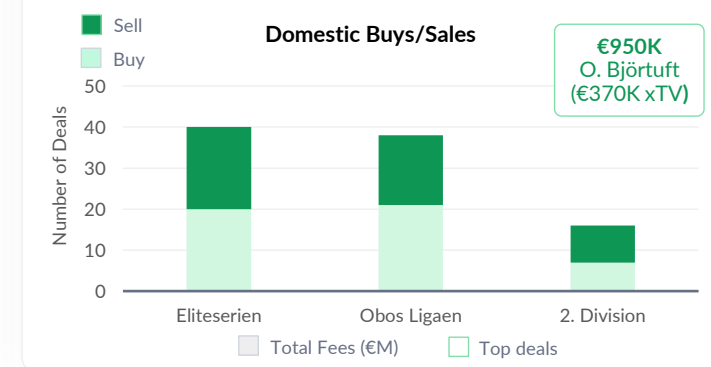
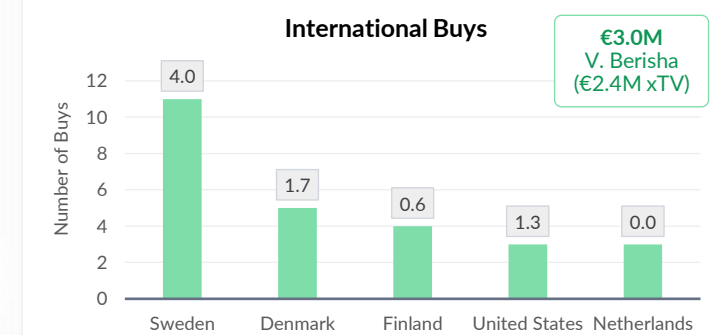
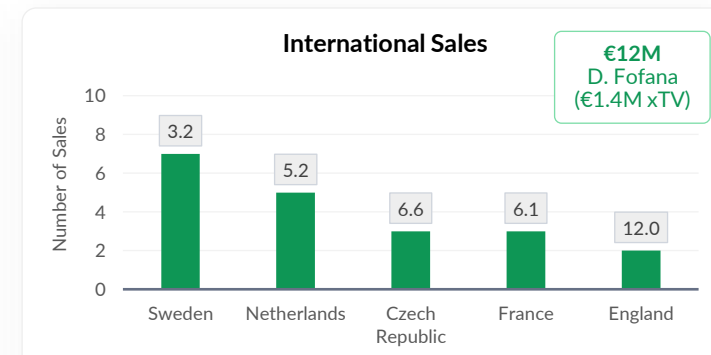
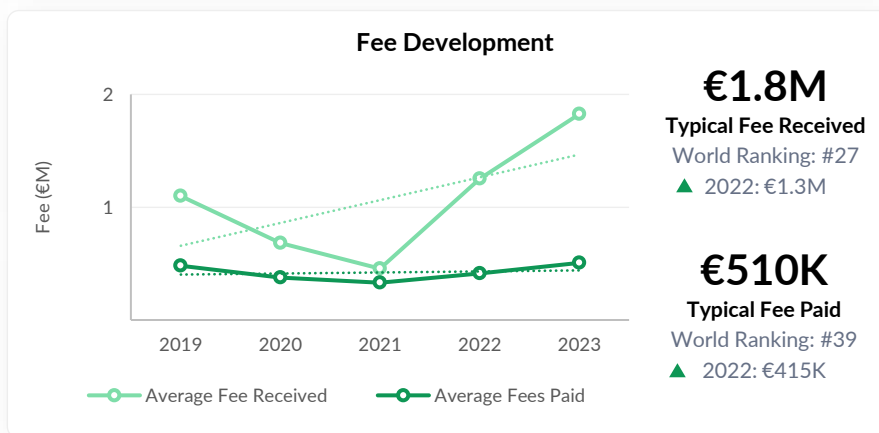
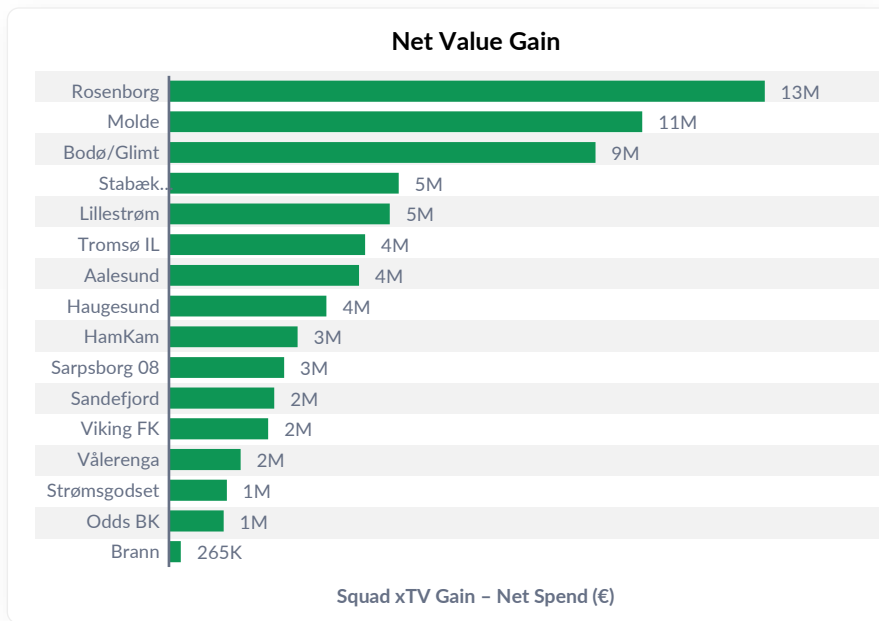
### TransferRoom Breakdown



**100%** Clubs on TransferRoom



**#2** Plus pitches sent world rank



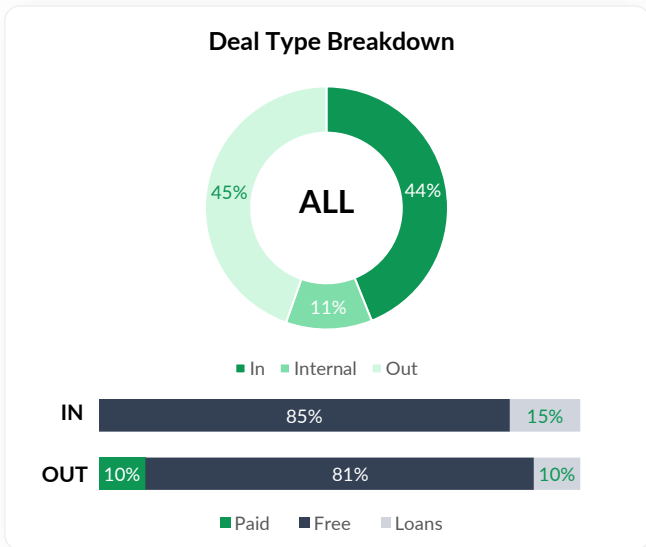


# Obos Ligaen | Norway

**165**  
Total Deals  
World Ranking: #66  
▼ 2022: 195

**€ 2.3M**  
Fees Received  
World Ranking: #50  
▲ 2022: €1.8M

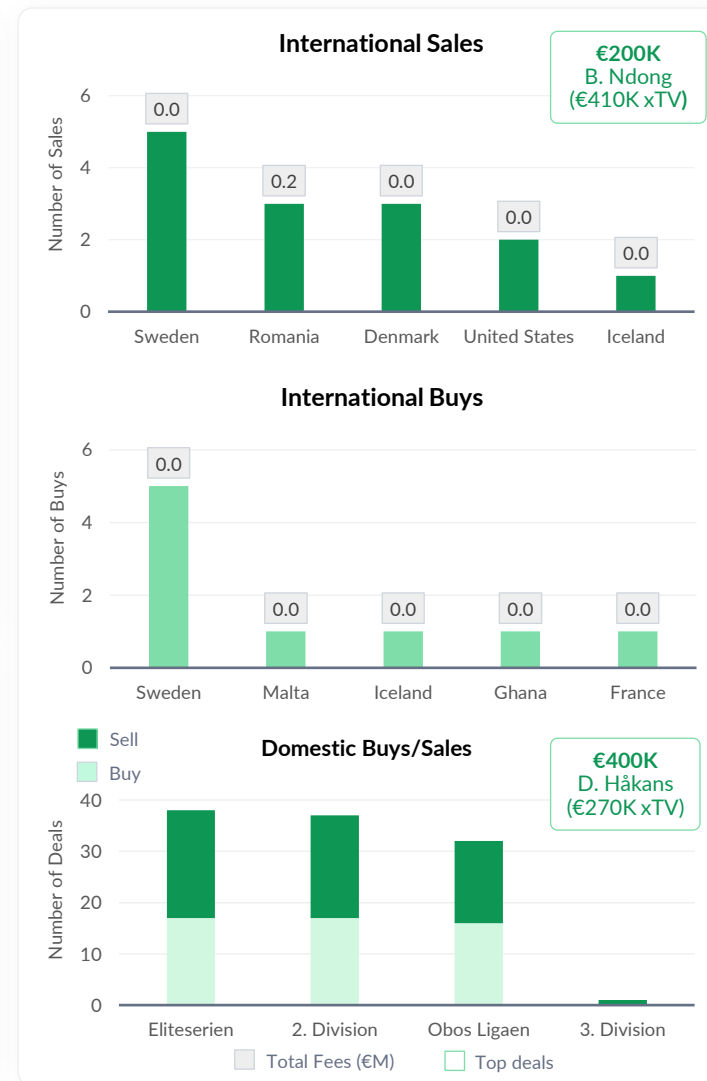
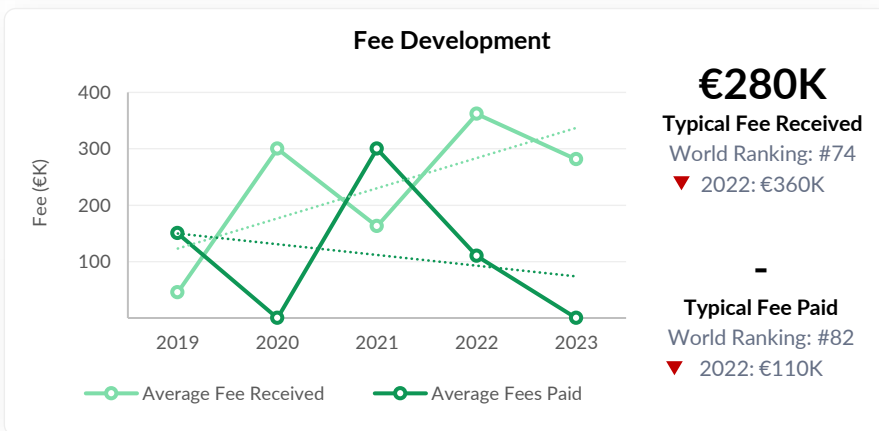
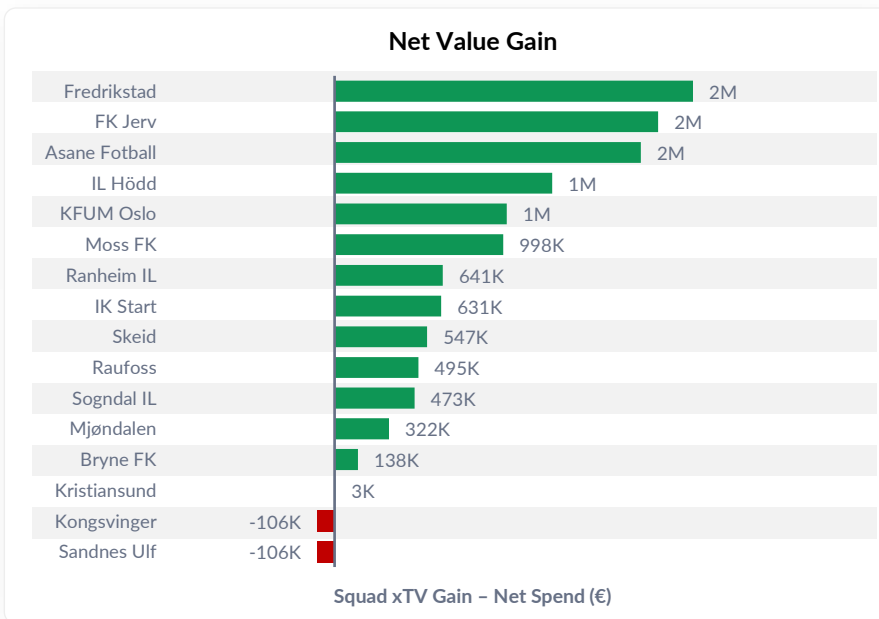
**-**  
Fees Paid  
World Ranking: #84  
▼ 2022: €220K



### TransferRoom Breakdown

**100%** Clubs on TransferRoom


**#4** Ads launched world rank






# PKO BP Ekstraklasa | Poland






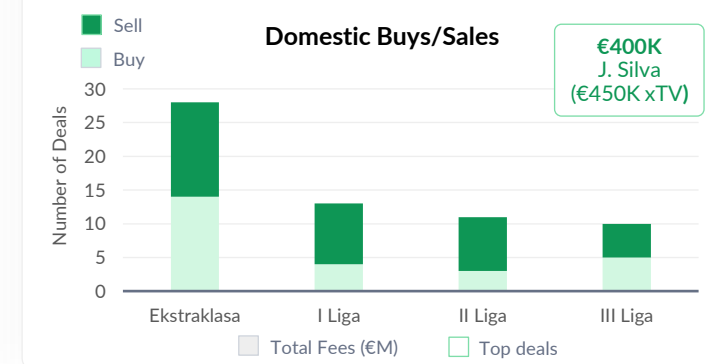
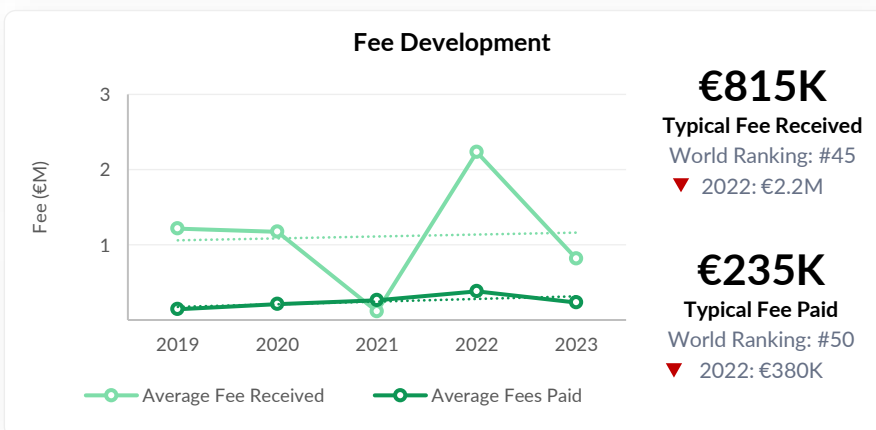
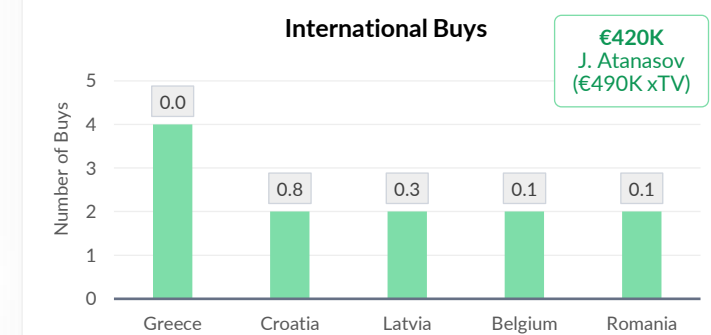
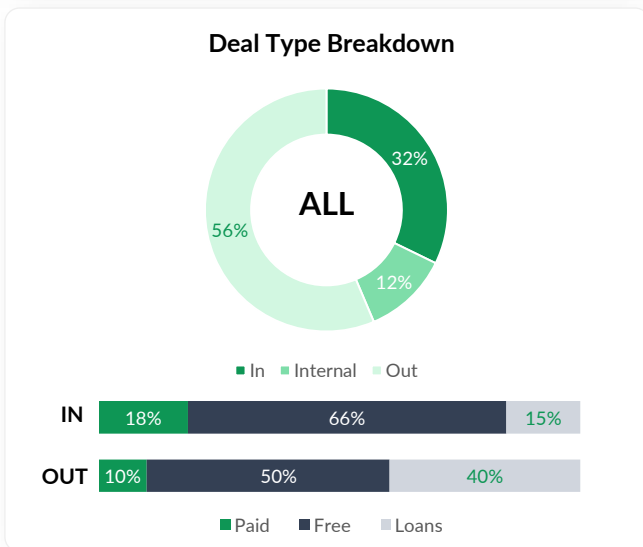
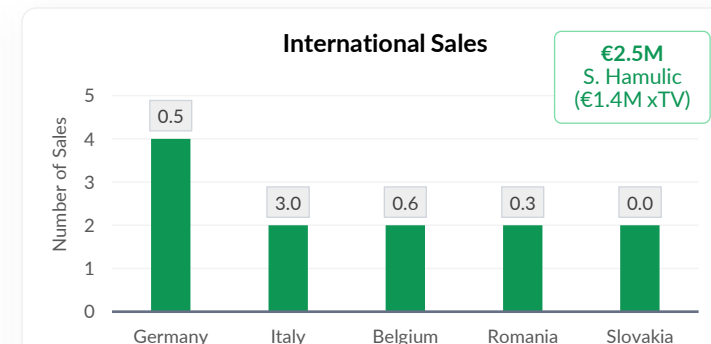
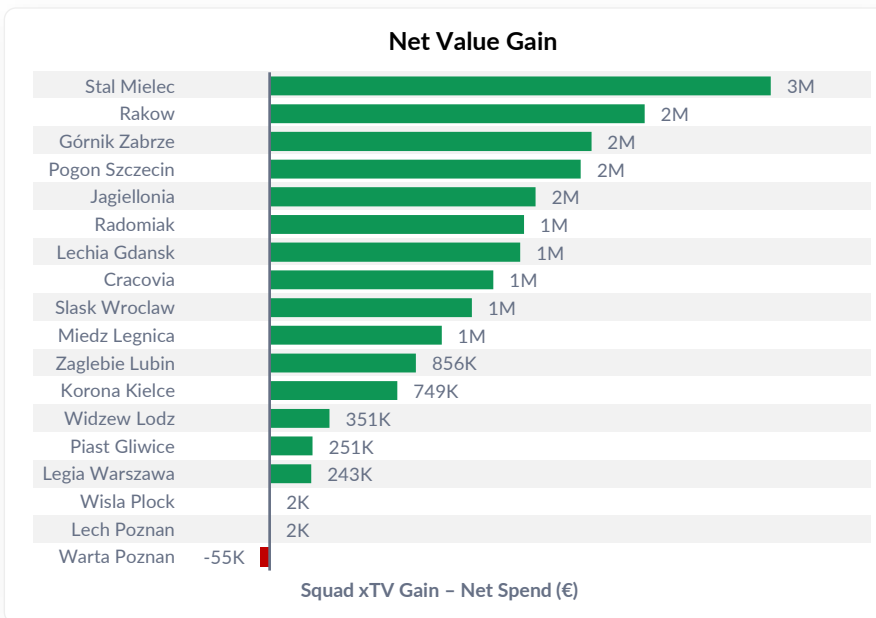
**166**  
Total Deals  
World Ranking: #53  
▼ 2022: 186



**€8.3M**  
Fees Received  
World Ranking: #28  
▼ 2022: €20M



**€2.8M**  
Fees Paid  
World Ranking: #33  
▼ 2022: €5.4M



### TransferRoom Breakdown


**100%** Clubs on TransferRoom

**#2** Ads launched world rank




# Primeira Liga | Portugal






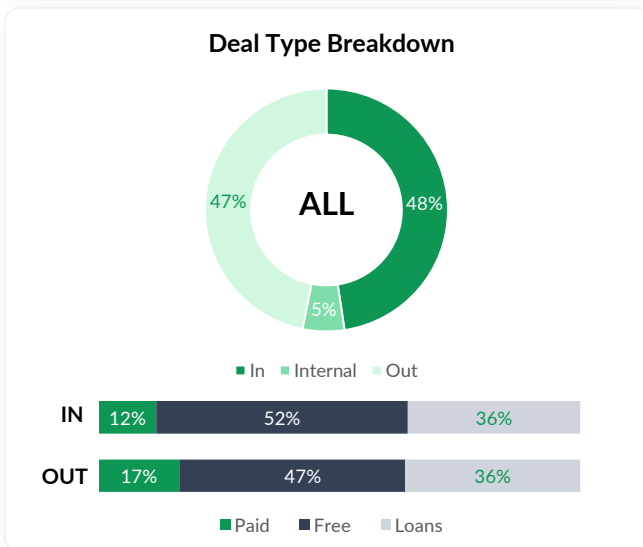
**133**  
Total Deals  
World Ranking: #46  
▼ 2022: 140



**€171M**  
Fees Received  
World Ranking: #2  
▲ 2022: €86M




**€33M**  
Fees Paid  
World Ranking: #8  
▲ 2022: €20M



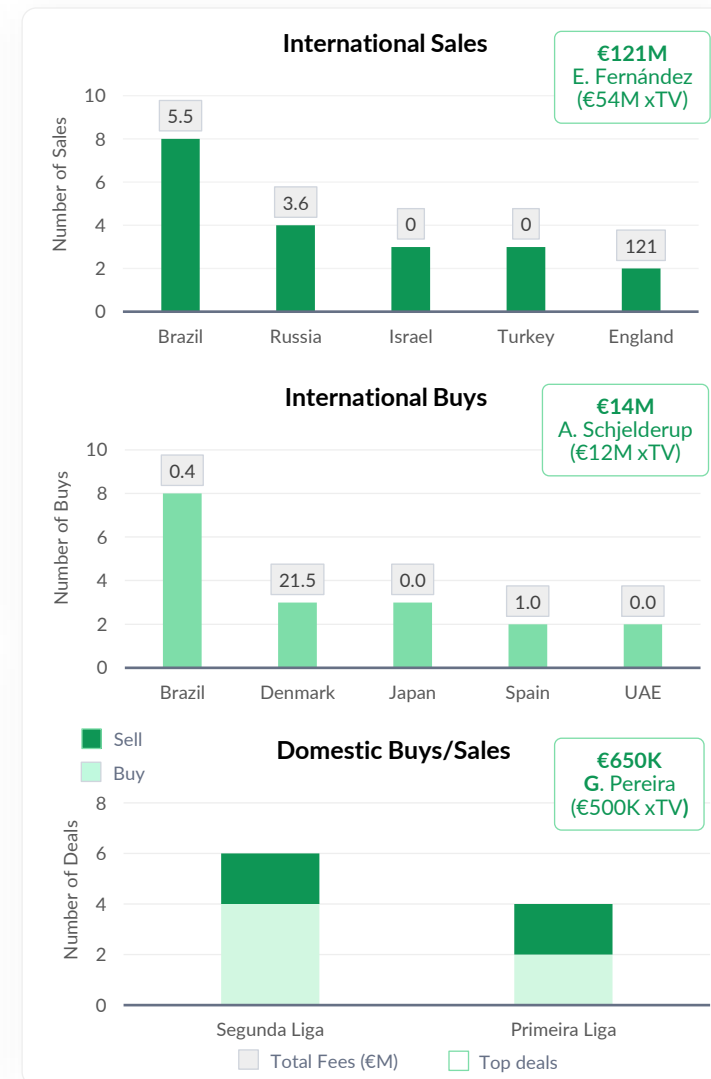
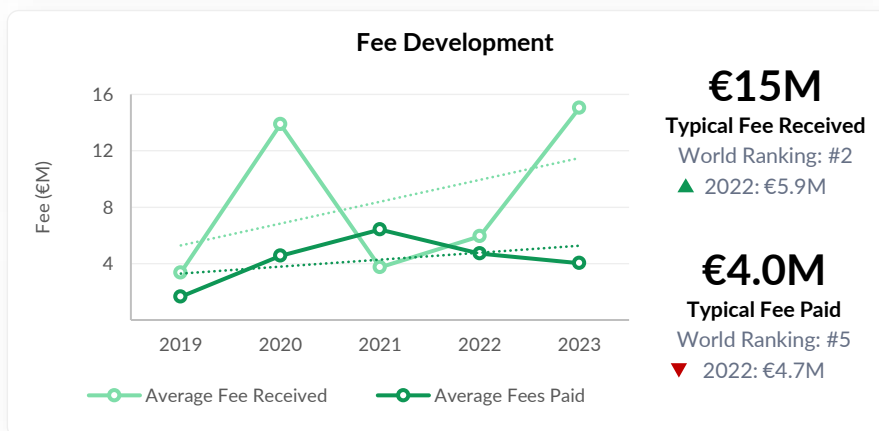
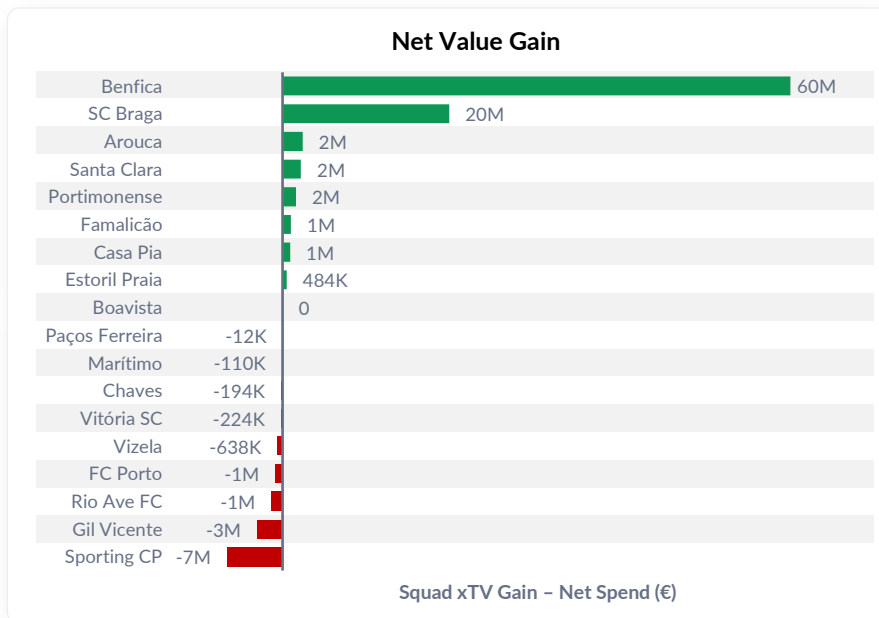
### TransferRoom Breakdown



**50%** Clubs on TransferRoom



**#3** Profile views world rank





# Cinch Premiership | Scotland





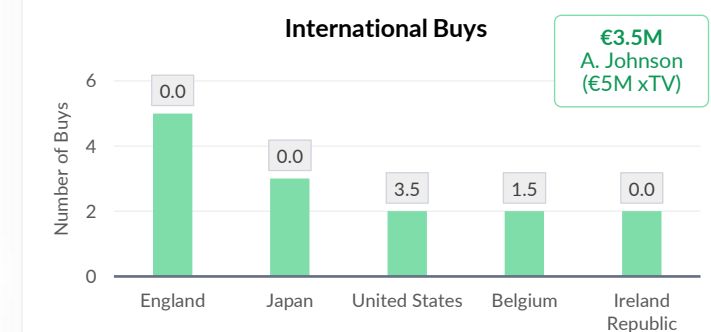
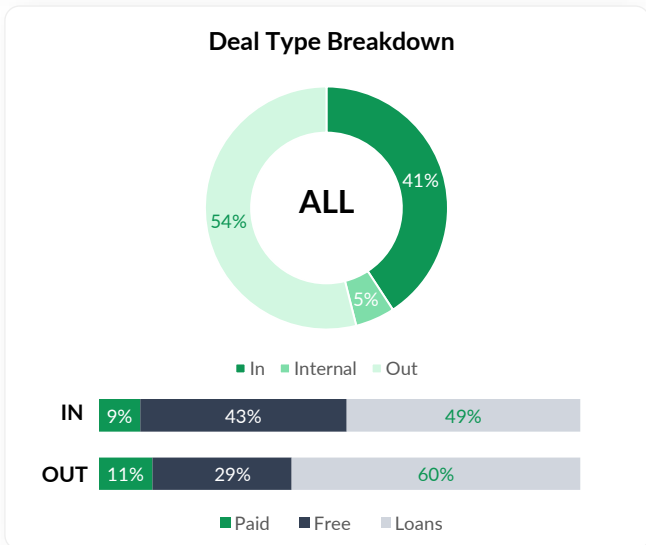
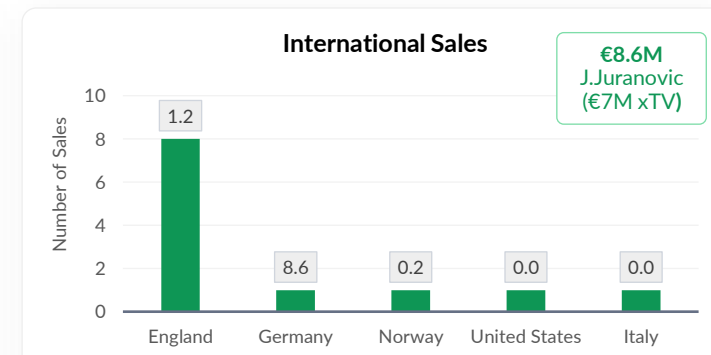
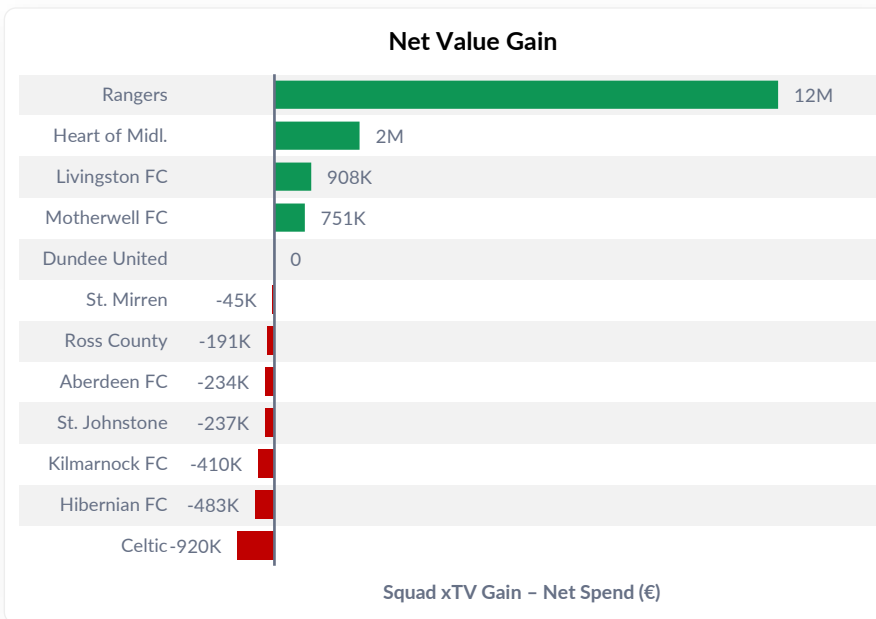
**80**  
Total Deals  
World Ranking: #86  
▼ 2022: 131



**€10M**  
Fees Received  
World Ranking: #26  
▼ 2022: €20M



**€7.8M**  
Fees Paid  
World Ranking: #22  
▲ 2022: €6.0M

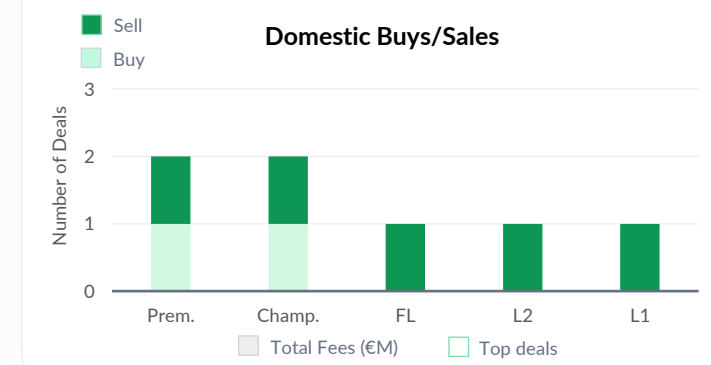
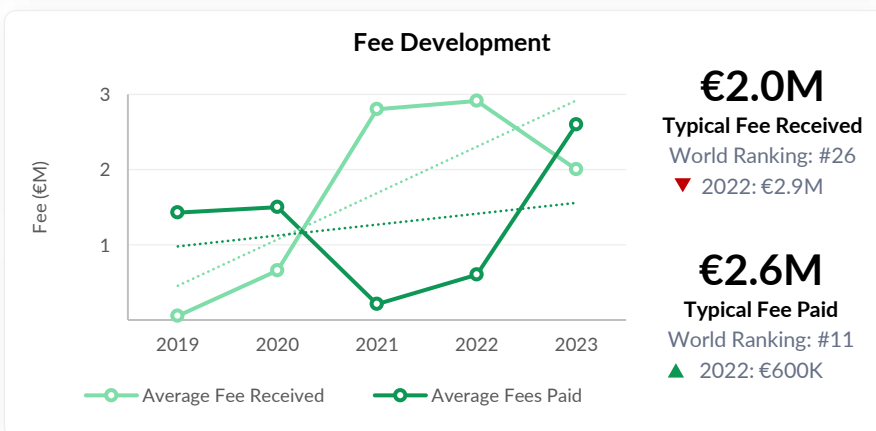


### TransferRoom Breakdown



**75%** Clubs on TransferRoom


**#11** Interest sent world rank






# Prva Liga Telemach | Slovenia






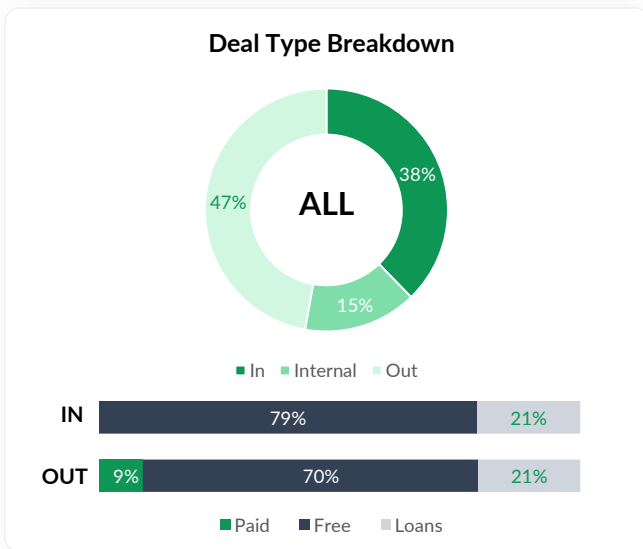
**61**  
Total Deals  
World Ranking: #122  
▼ 2022: 70




**€2.0M**  
Fees Received  
World Ranking: #18  
▼ 2022: €4.5M




**-**  
Fees Paid  
World Ranking: #74  
2022: -



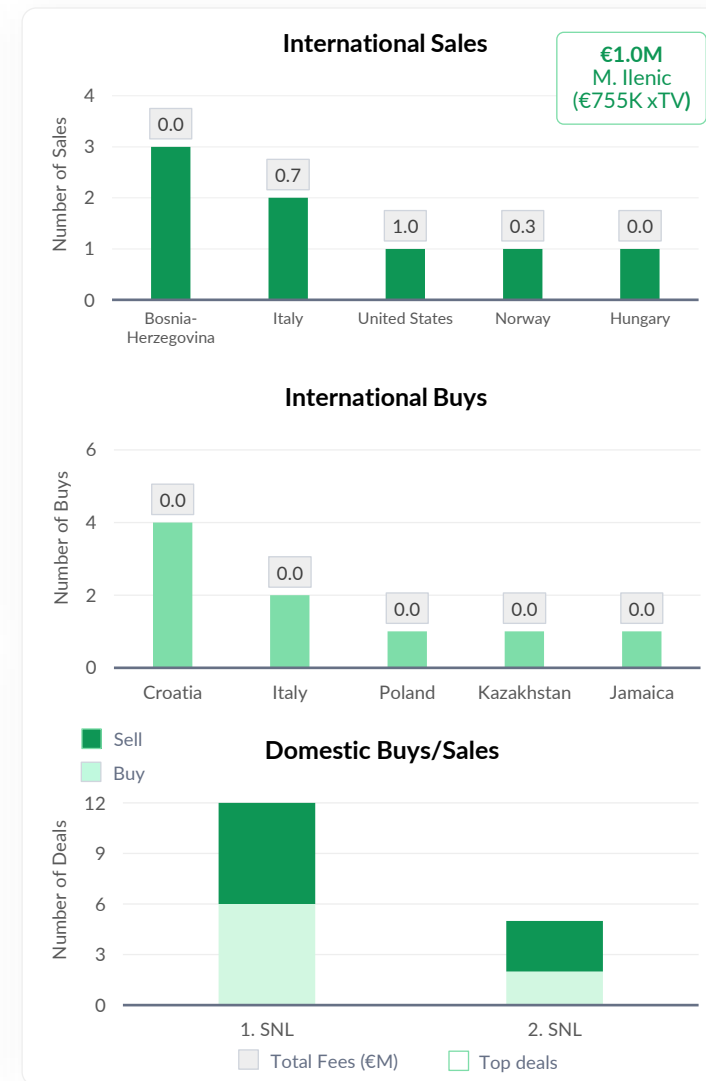
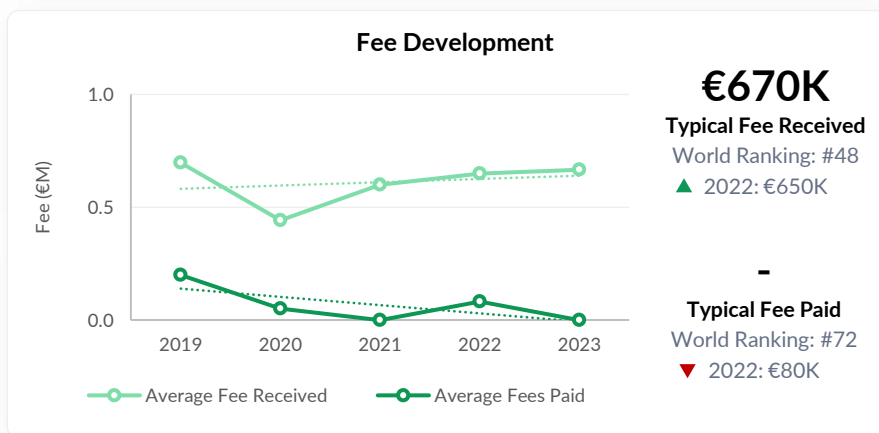
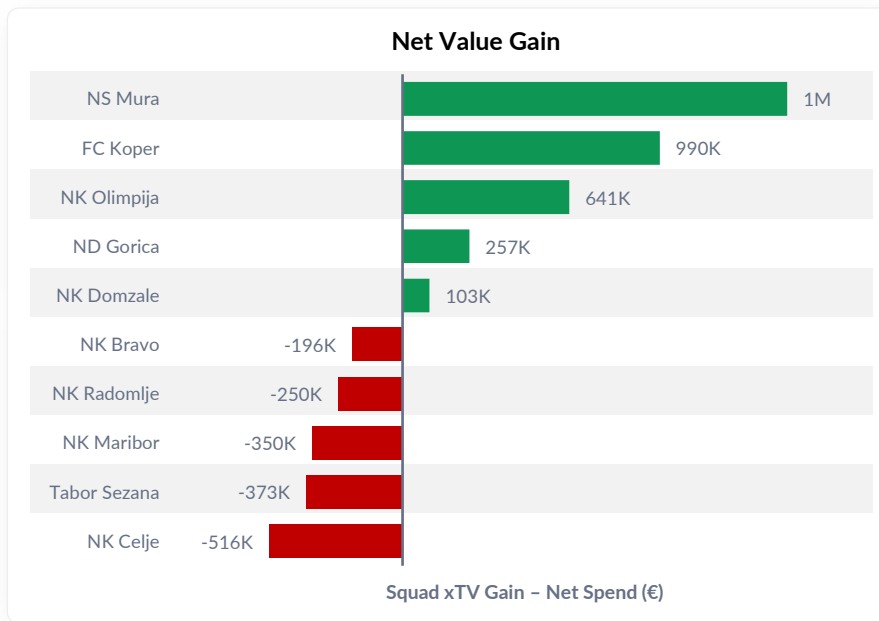
### TransferRoom Breakdown



**#19** Plus Pitches sent world ranking




**231** Club connections






# LaLiga Santander | Spain






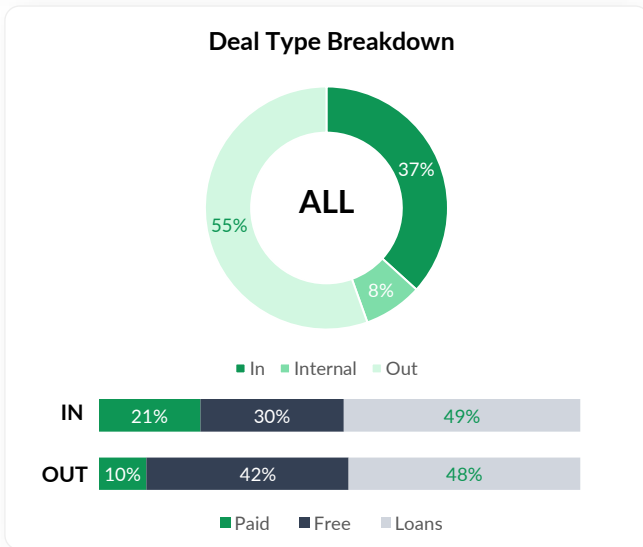
**138**  
Total Deals  
World Ranking: #41  
▼ 2022: 151




**€43M**  
Fees Received  
World Ranking: #15  
▲ 2022: €17M




**€31M**  
Fees Paid  
World Ranking: #9  
▼ 2022: €79M



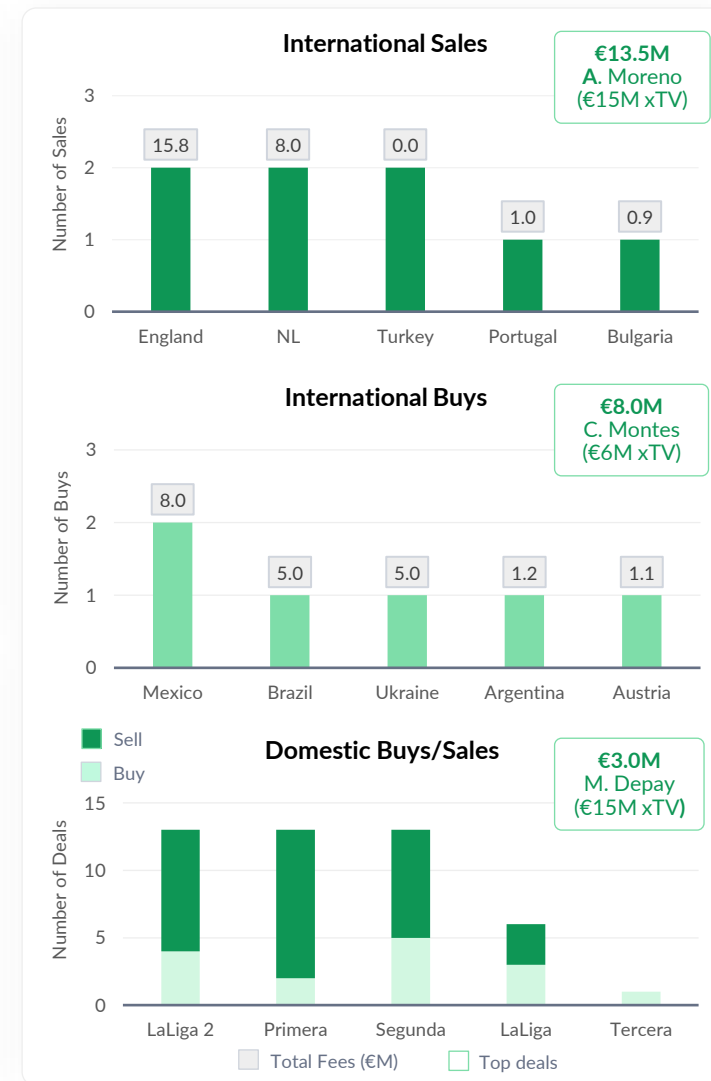
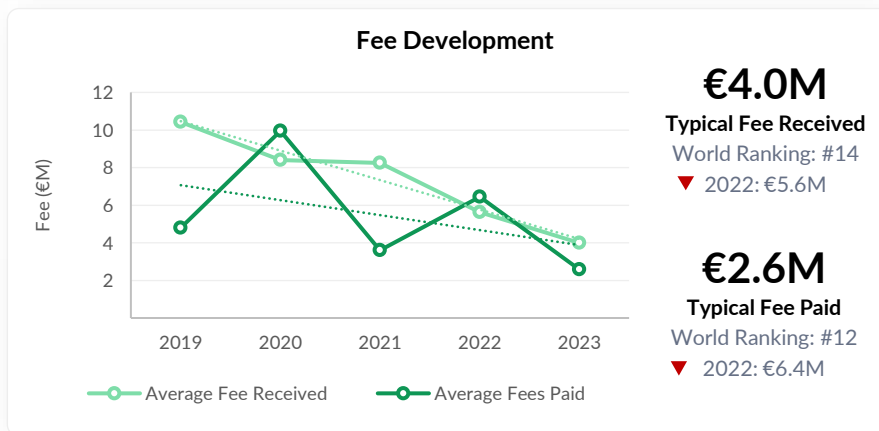
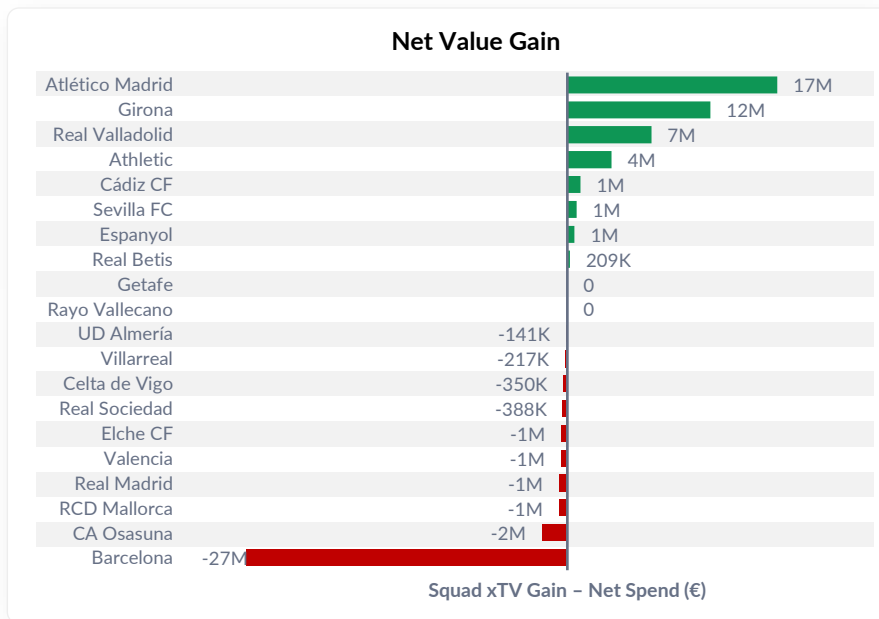
### TransferRoom Breakdown



**#6** Profile views world rank




**68** Diff. leagues sending pitch






# LaLiga SmartBank | Spain






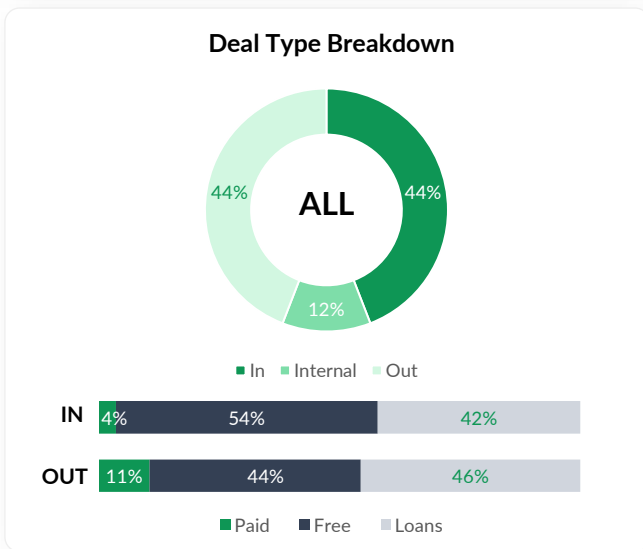
**114**  
Total Deals  
World Ranking: #61  
▼ 2022: 140



**€5.7M**  
Fees Received  
World Ranking: #33  
▲ 2022: €1M



**€545K**  
Fees Paid  
World Ranking: #50  
▼ 2022: €1.3M



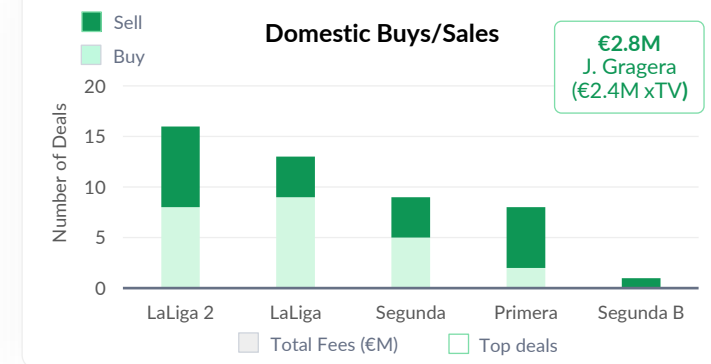
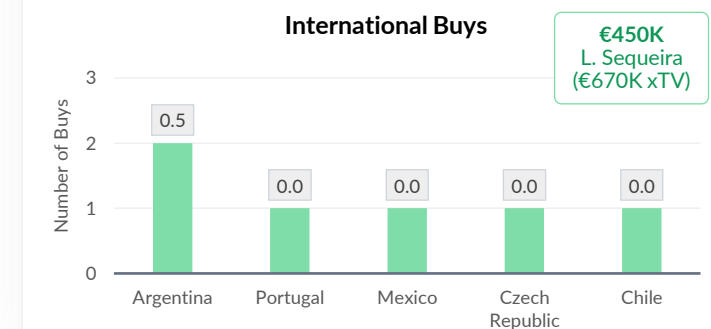
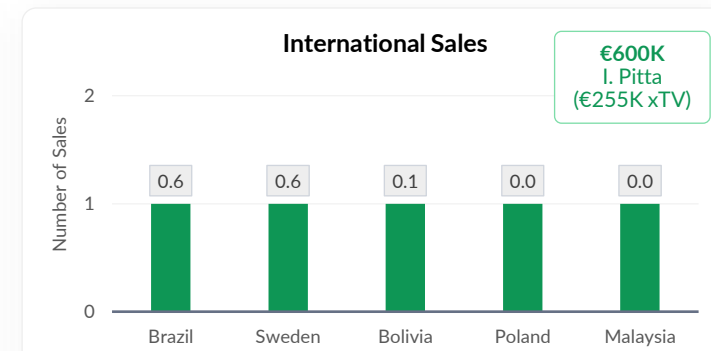
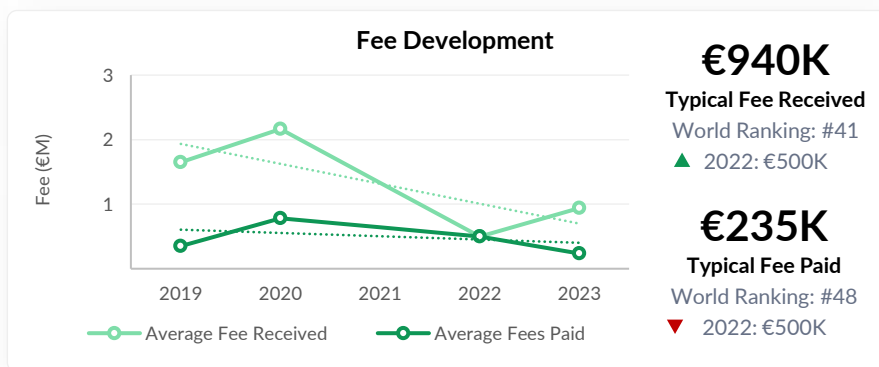
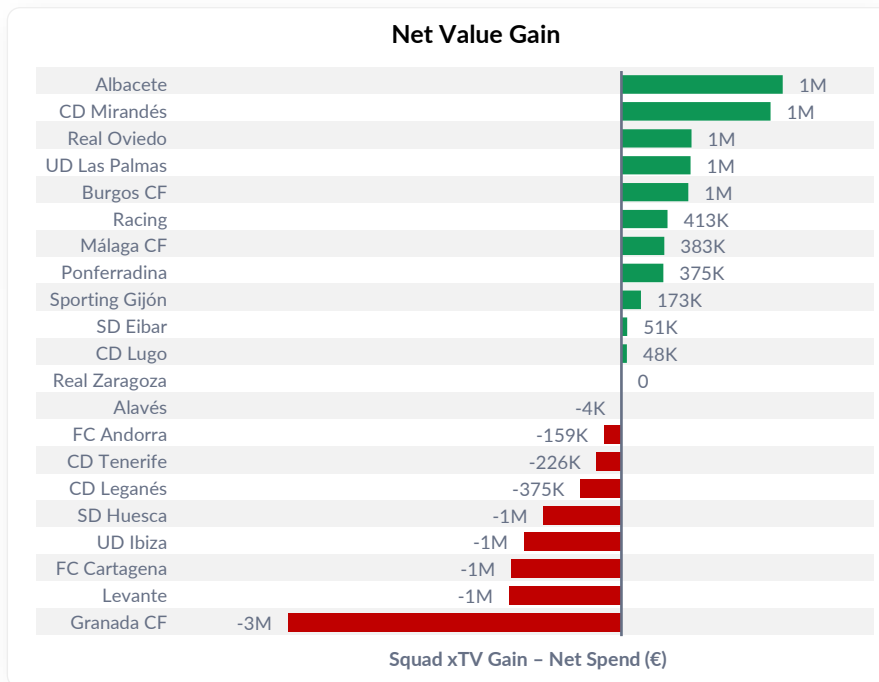
### TransferRoom Breakdown



**114** Intl. clubs connected with



**51** Diff. leagues sending pitch





# Allsvenskan | Sweden





**287**  
Total Deals  
World Ranking: #25  
▼ 2022: 318

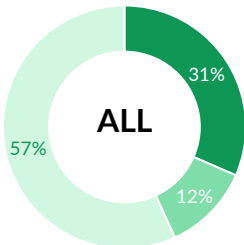


**€20M**  
Fees Received  
World Ranking: #20  
▲ 2022: €18M



**€8.0M**  
Fees Paid  
World Ranking: #21  
▲ 2022: €2.8M

### Deal Type Breakdown



**ALL**

57% In 31% Internal 12% Out


**IN**

11% Paid
76% Free
14% Loans


**OUT**

11% Paid
66% Free
23% Loans

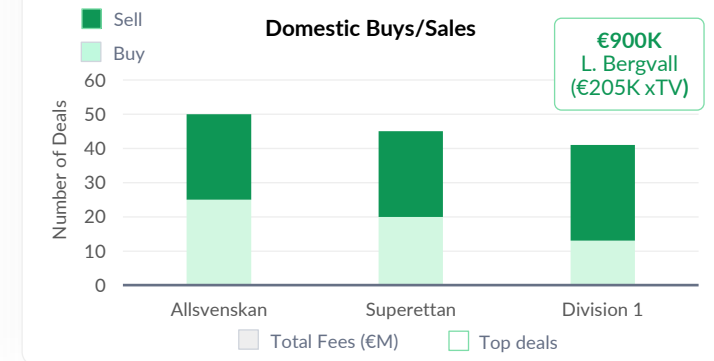
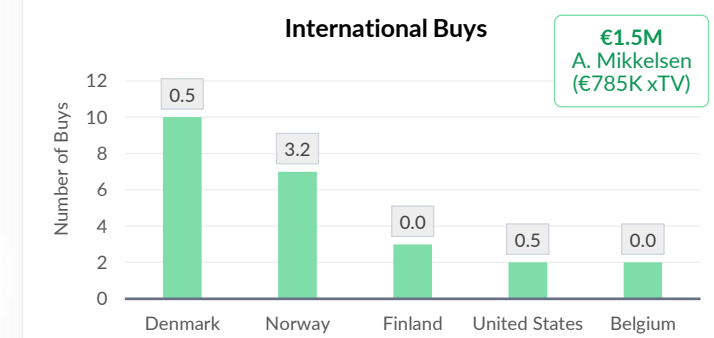
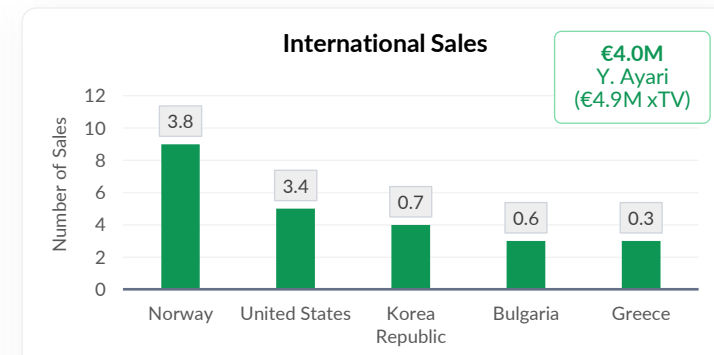
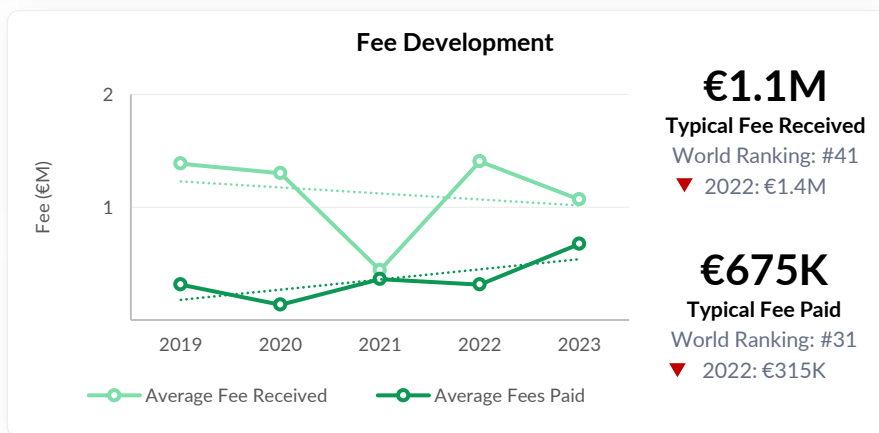
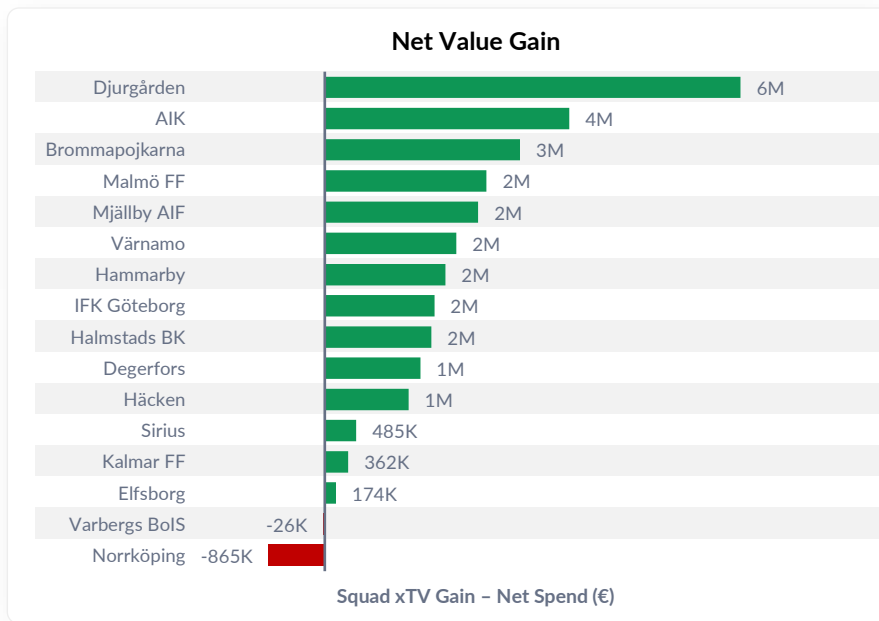
### TransferRoom Breakdown



**#12** Interest received world rank




**#11** Pitches sent world rank






# Credit Suisse Super League | Switzerland






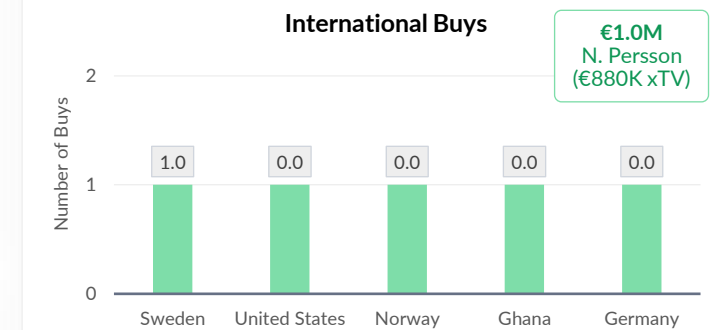
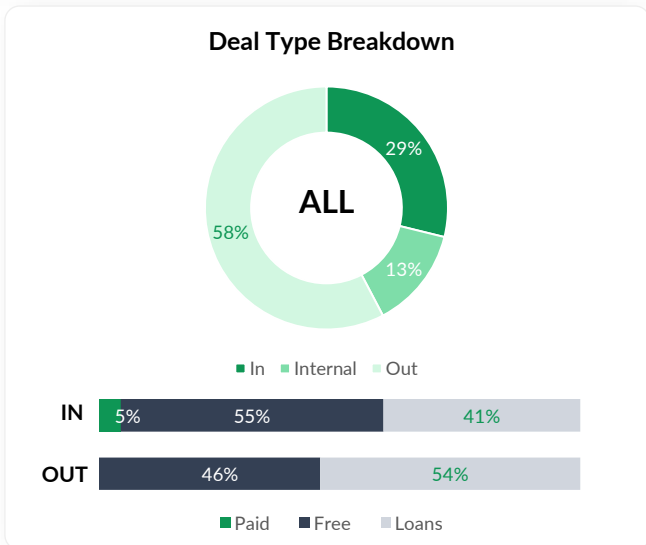
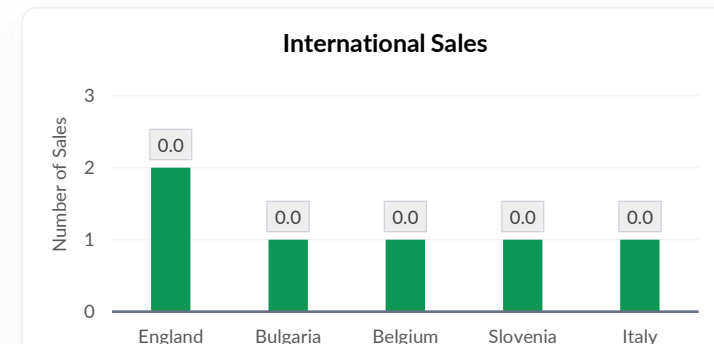
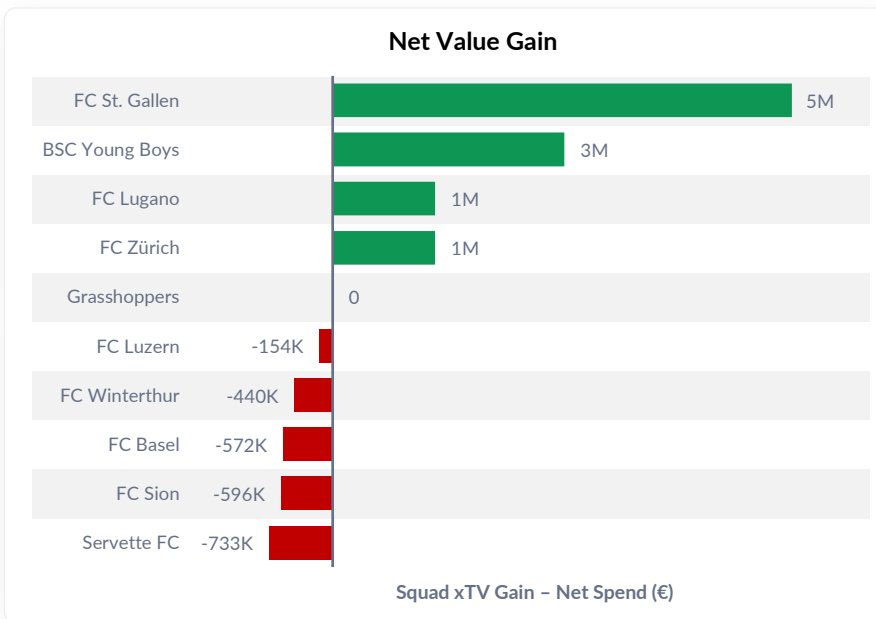
**59**  
Total Deals  
World Ranking: #144  
▼ 2022: 127




**-**  
Fees Received  
World Ranking: #107  
▼ 2022: €30M




**€1.0M**  
Fees Paid  
World Ranking: #47  
▼ 2022: €6.4M



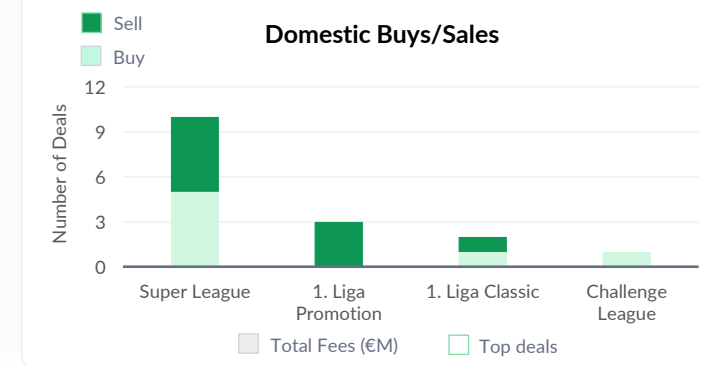
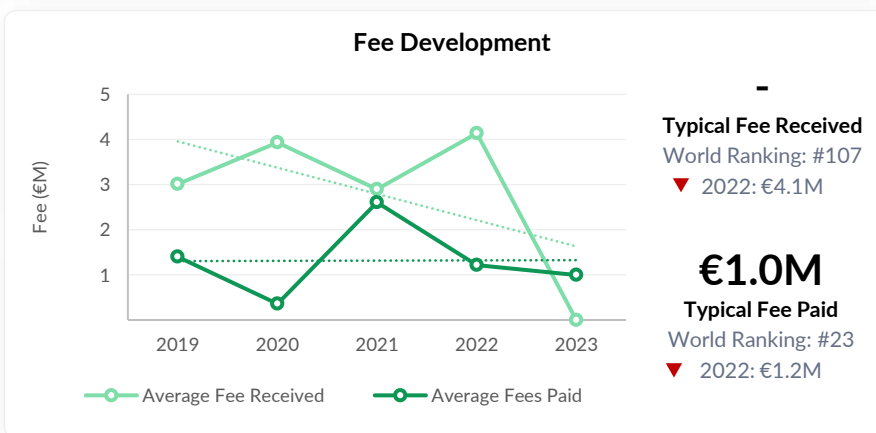
### TransferRoom Breakdown



**100%** Clubs on TransferRoom



**45** Diff. countries sending pitch






# Spor Toto Süper Lig | Turkey






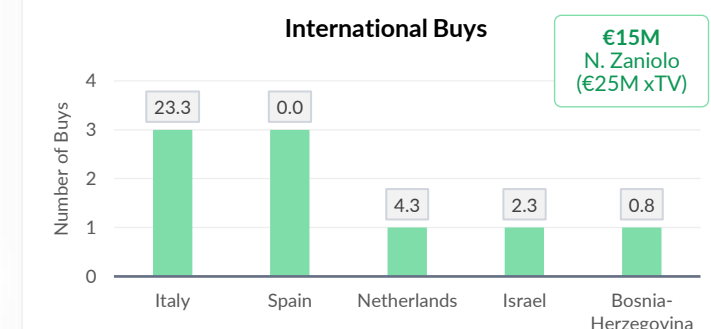
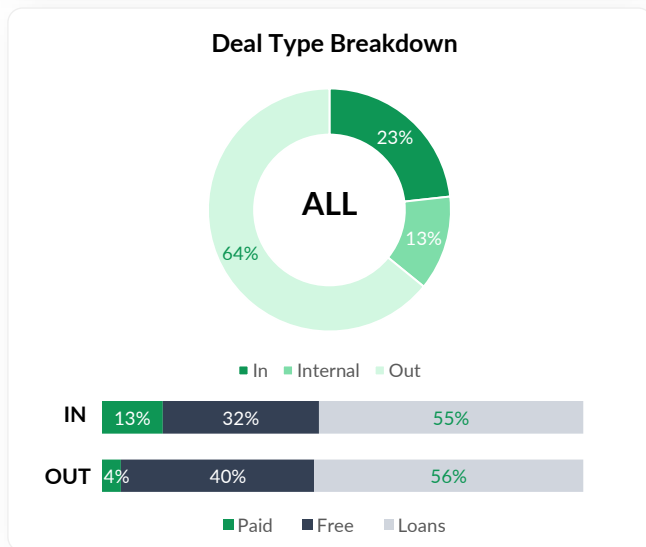
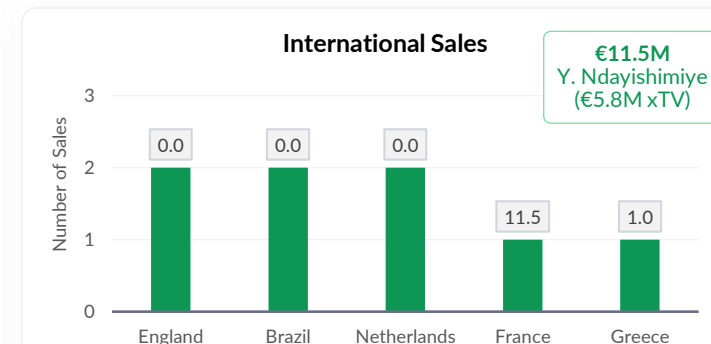
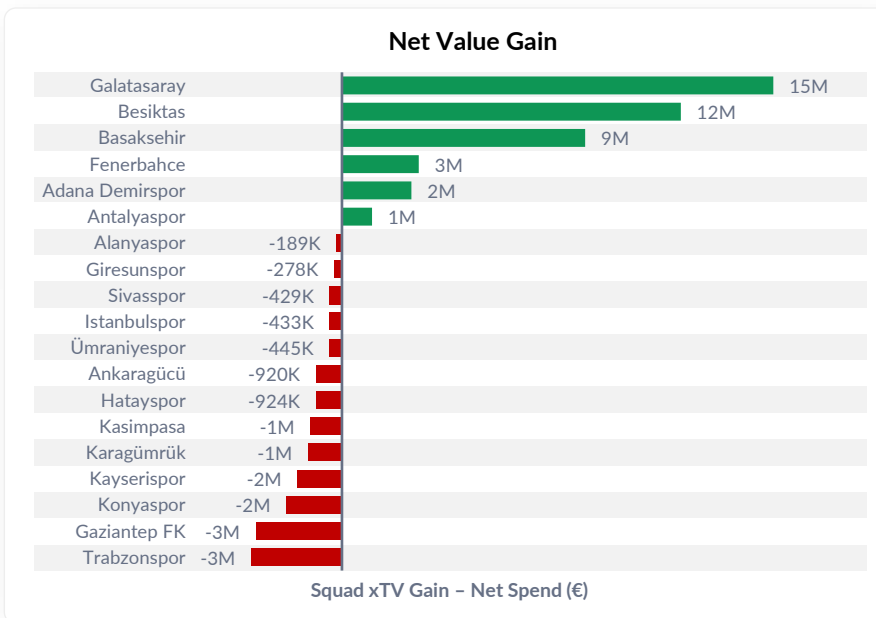
**223**  
Total Deals  
World Ranking: #36  
▼ 2022: 251



**€21M**  
Fees Received  
World Ranking: #19  
▲ 2022: €9.4M



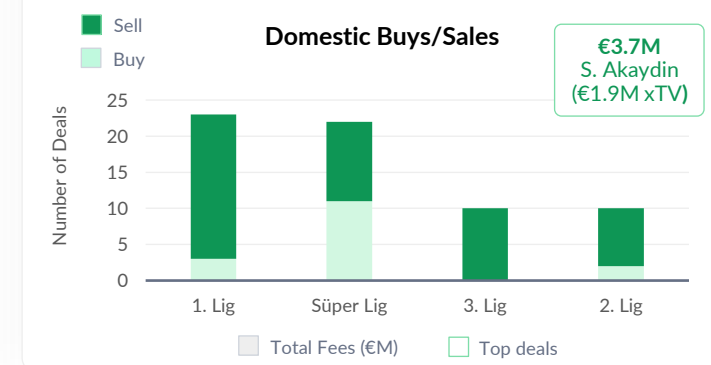
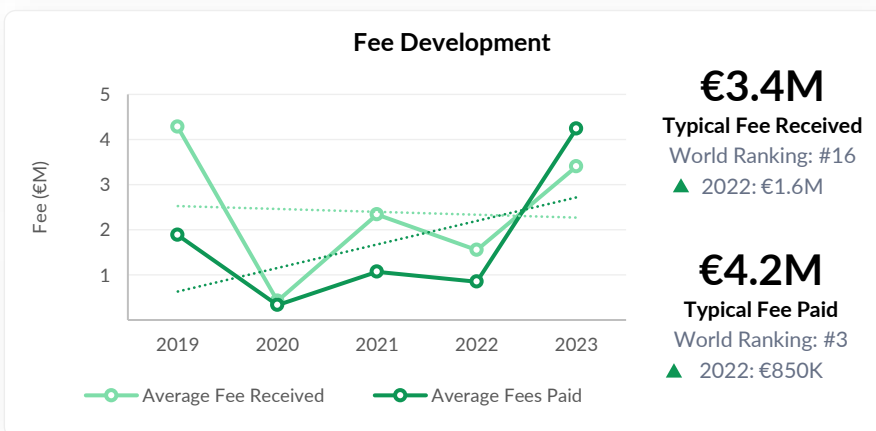
**€39M**  
Fees Paid  
World Ranking: #7  
▲ 2022: €13M



### TransferRoom Breakdown

**280** Intl. clubs connected with


**75** Diff. leagues sending pitch






# ADNOC Pro League | United Arab Emirates






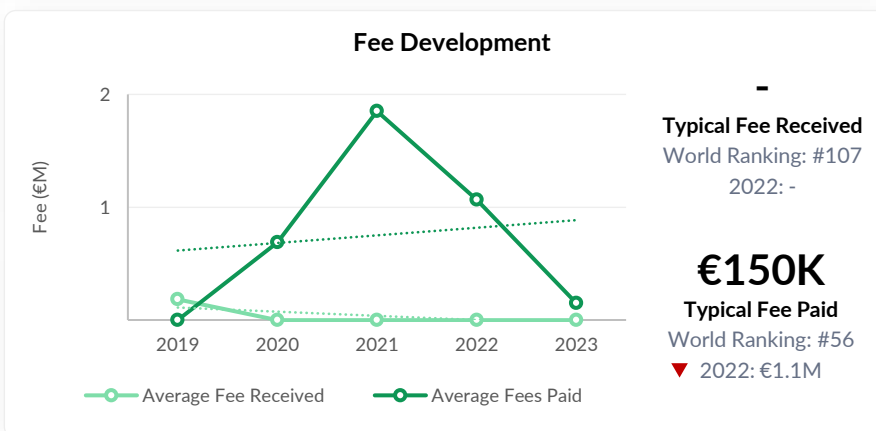
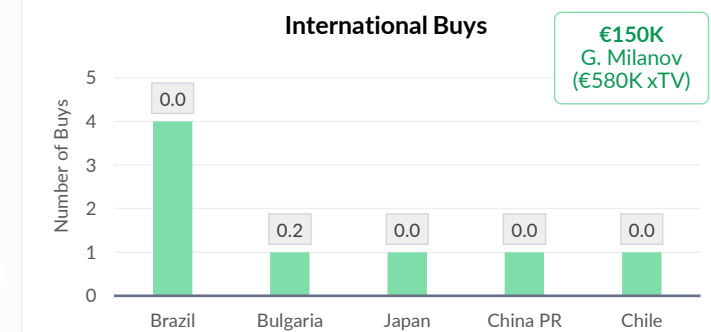
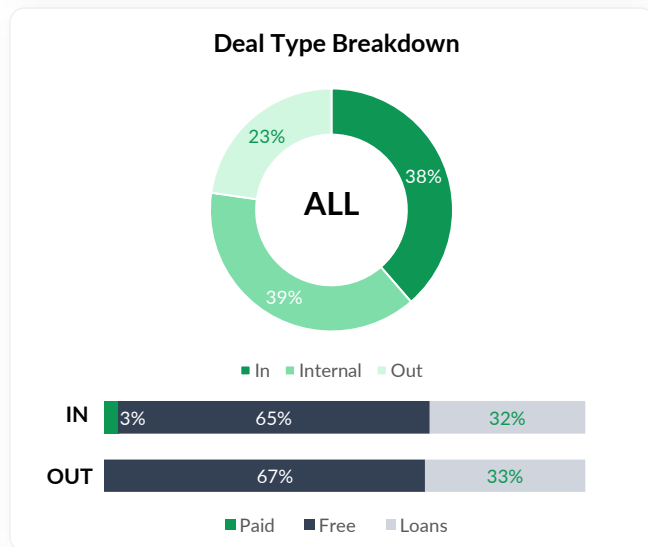
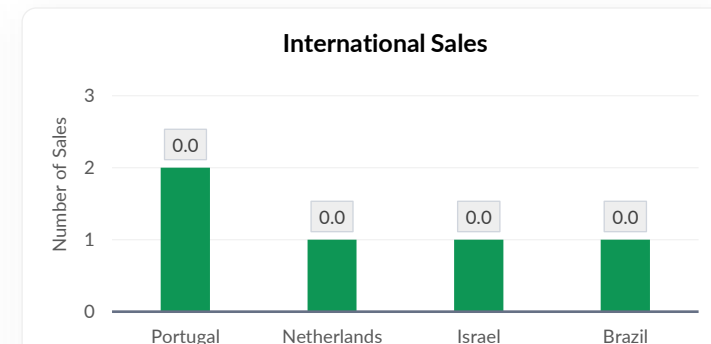
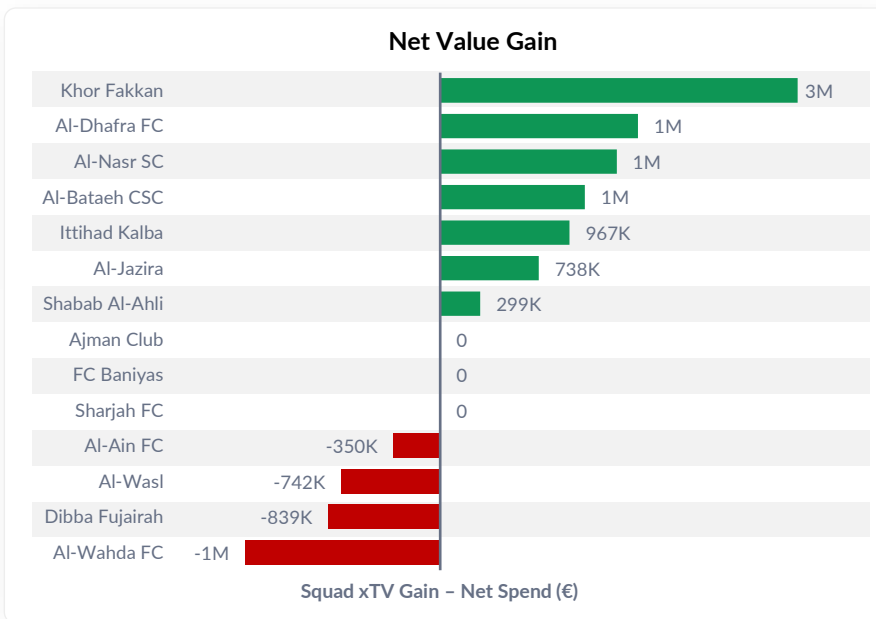
**61**  
Total Deals  
World Ranking: #140  
▲ 2022: 57




**-**  
Fees Received  
World Ranking: #107  
2022: -




**€350K**  
Fees Paid  
World Ranking: #55  
▼ 2022: €3.2M



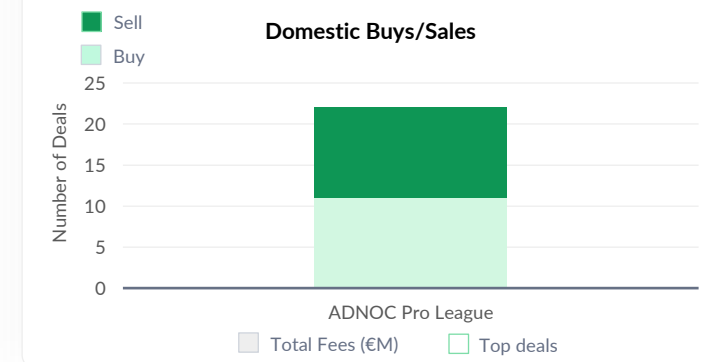
### TransferRoom Breakdown



**110** Intl. clubs connected with




**84** Diff. leagues sending pitch






# MLS | United States






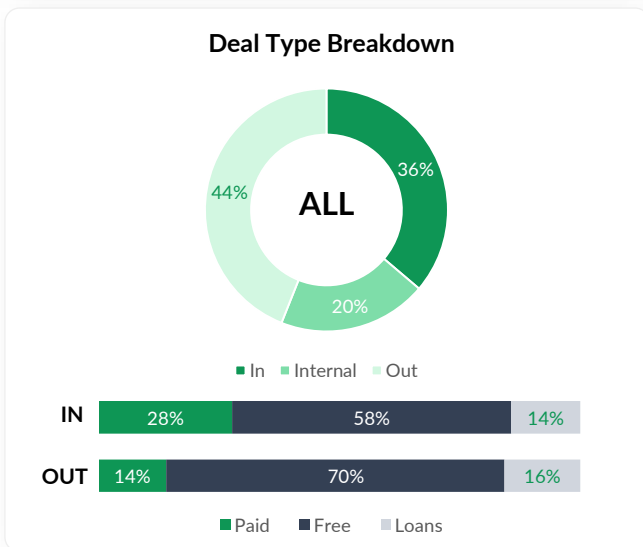
**417**  
Total Deals  
World Ranking: #8  
▼ 2022: 473




**€56M**  
Fees Received  
World Ranking: #12  
▼ 2022: €71M




**€83M**  
Fees Paid  
World Ranking: #4  
▼ 2022: €116M



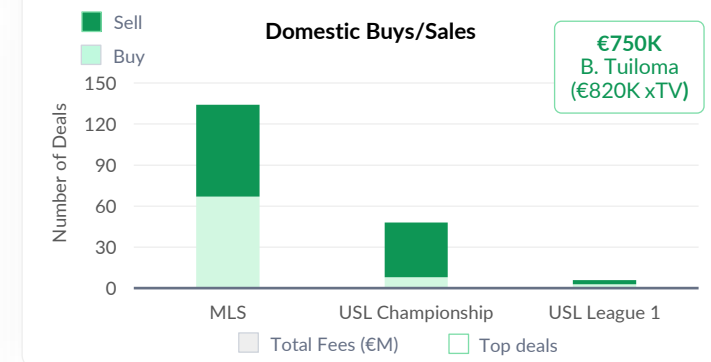
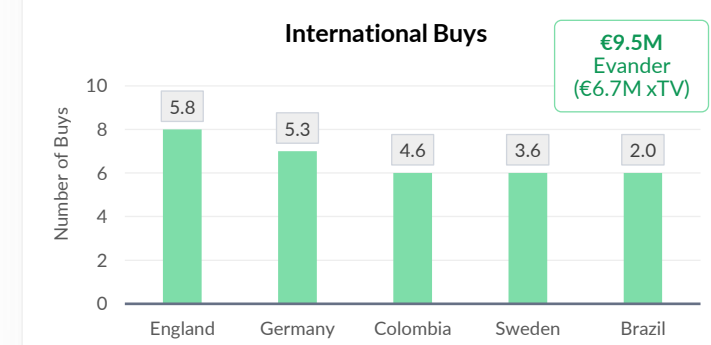
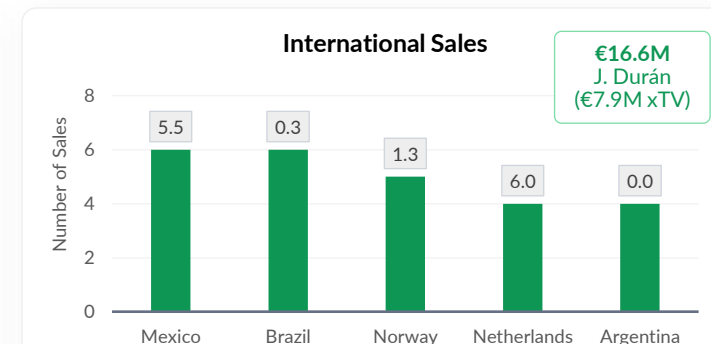
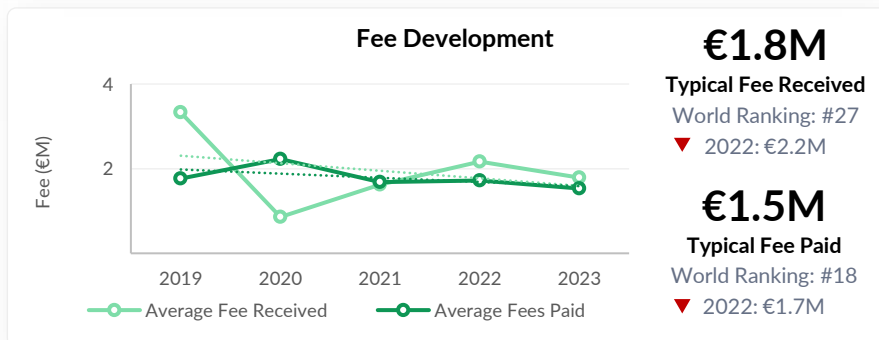
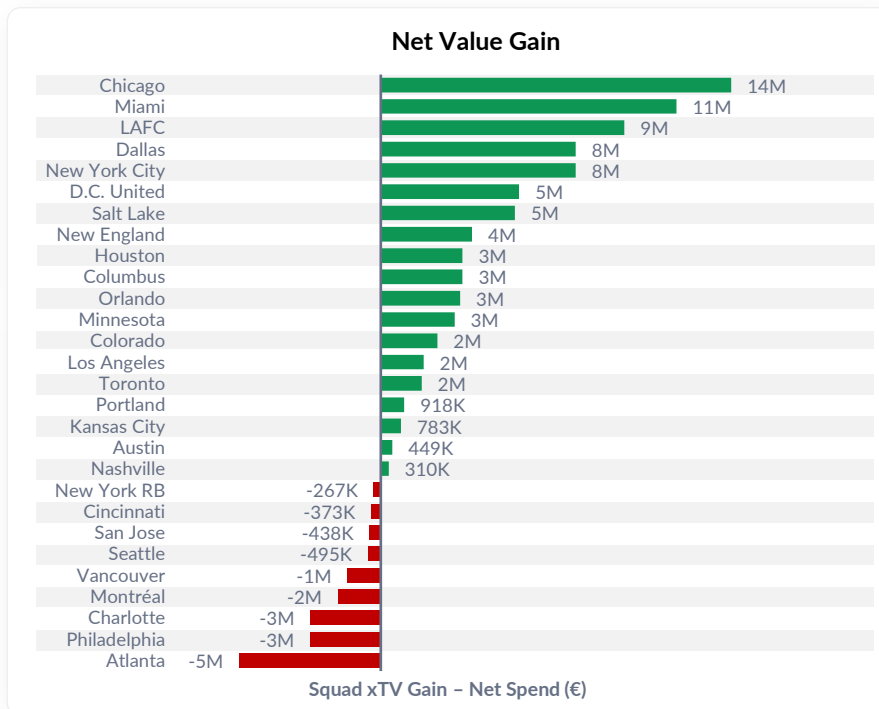
### TransferRoom Breakdown



**100%** Clubs on TransferRoom




**#3** Interest Sent world rank






# USL Championship | United States






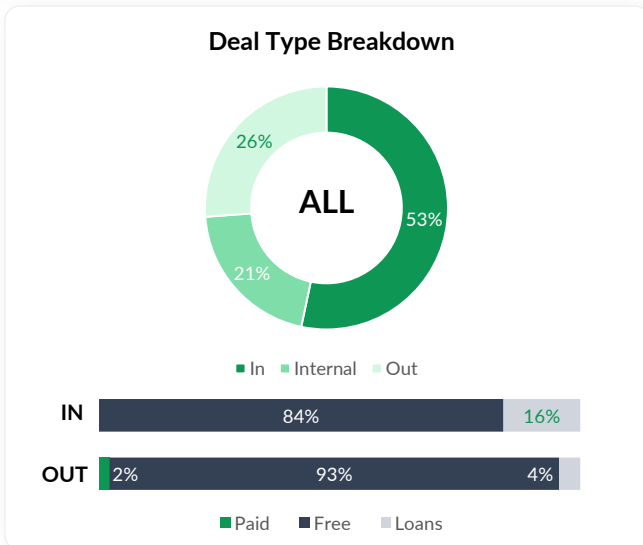
**235**  
Total Deals  
World Ranking: #42  
▼ 2022: 351



**€200K**  
Fees Received  
World Ranking: #90  
▼ 2022: €1.1M



**-**  
Fees Paid  
World Ranking: #87  
▼ 2022: -



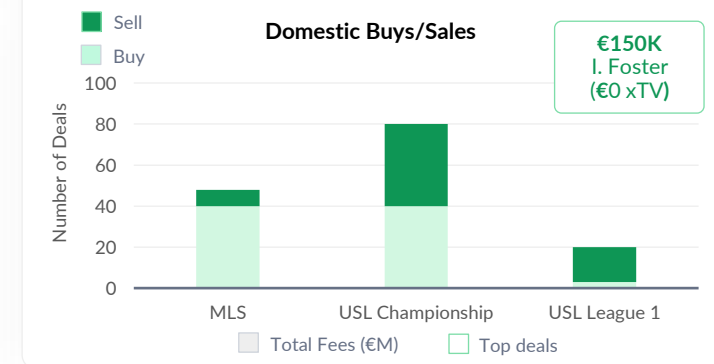
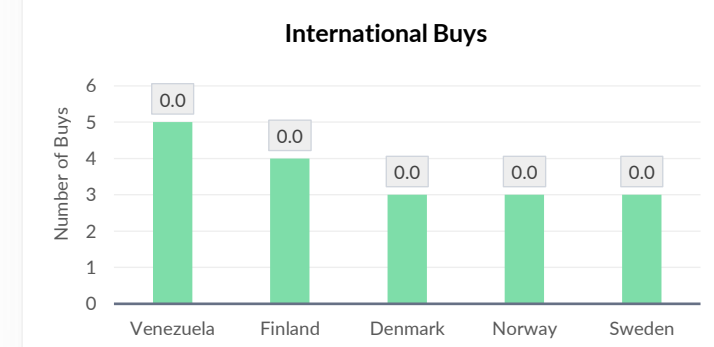
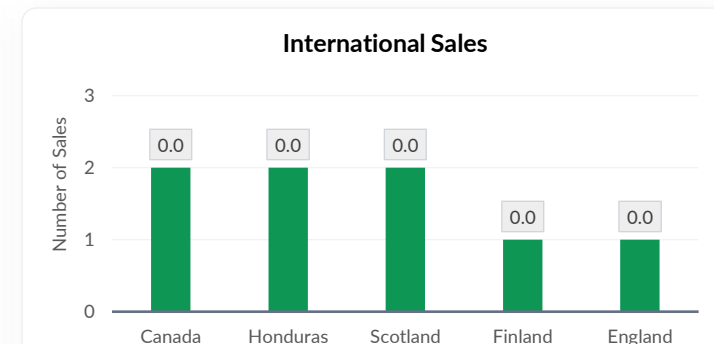
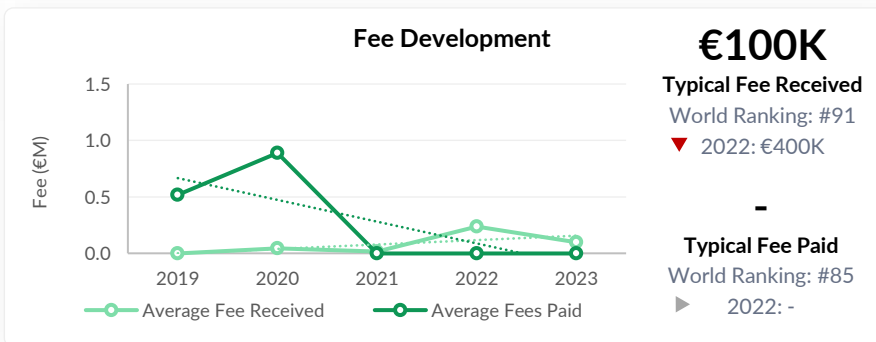
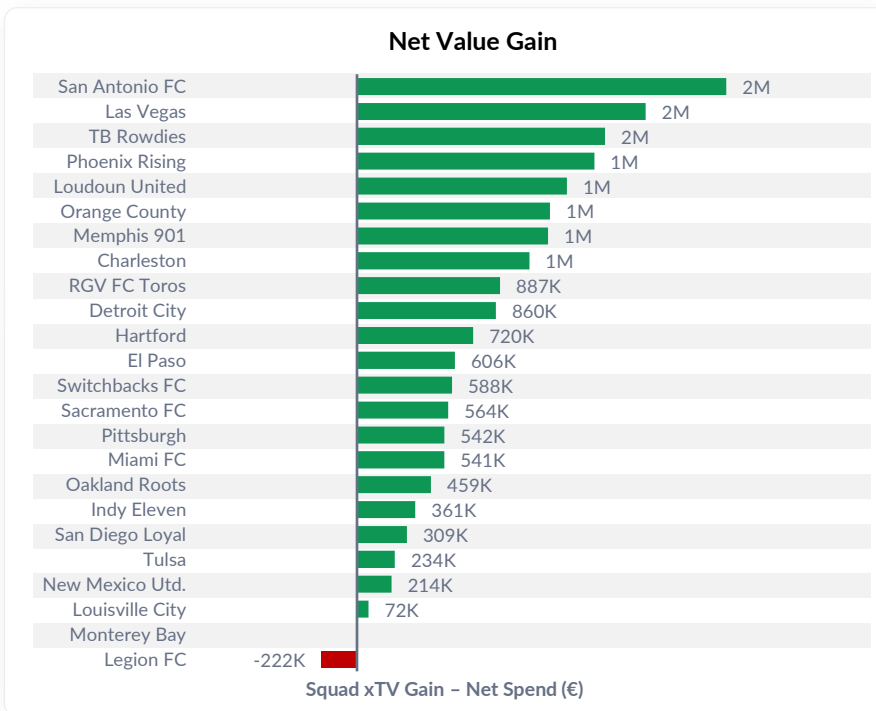
### TransferRoom Breakdown



**107**  
Diff. leagues sending pitch



**250**  
Intl. clubs connected with





# Methodology & credits



## xTV

TransferRoom's Expected Transfer Value (xTV) estimates the fee required to sign a player permanently. It is calculated using a series of statistical models and algorithms, with four key areas of data input:

### Player details

- Player ability and performance, league standard, age, position, nationality, international caps etc.

### Economic factors

- Length of contract remaining, financial strength of parent club, salary, previous transfer fees, financial strength of potential buying clubs and leagues etc.

### Unique TransferRoom data set

- TransferRoom's users' behaviour gives us a unique insight into the demand and supply for players at different positions, levels, age etc.

### Player benchmarking

- Recent fees paid for similar players, based on important components of a transfer fee (ability, age, parent club financial strength etc). Reflects the way transfer negotiations actually happen, providing important context for valuations and allowing xTV to react quickly to changes in the market

The above calculates a player's true xTV, which can then be adjusted upwards based on recent transfer fees (reflecting a club's reluctance to immediately sell a player for less than they paid), or downwards based on imminently expiring contracts. Therefore, xTV can be used for analyses such as the predicting cost of buying a player, assessing the fee paid for a player vs. their underlying value, or the value to be gained from renewing an expiring contract.

xTV is updated weekly and covers 125,000+ players globally.



## Authors

- Jonas Ankersen, Founder & CEO
- Daniel Blades, Head of Data Intelligence
- Jess Wadey, Head of Data Insights
- Conor Walsh, Data Analyst
- Tom Jones, Junior Data Analyst
- Morten Jessen, Head of Strategy & Partnerships

## Contributors

- Frederik Broholt, Commercial Director
- Jonathan Rest, Head of Content
- Alex Smith, Senior Design Manager
- Patrick Law, Insight Analyst
- Rory Bishop, Junior Data Analyst

## Sources

- TransferRoom's internal dataset
- FIFA
- National football associations
- Wyscout
- Transfermarkt
- Media coverage of transfers

# TransferRoom

[www.TransferRoom.com](http://www.TransferRoom.com)